



Customer Service  
PO Box 11813  
Harrisburg, PA 17108-1813

# ACCOUNT STATEMENT

For the Month Ending  
**April 30, 2019**

## SAN BERNARDINO COUNTY

### Client Management Team

**Kenneth Schiebel, CFA**

Managing Director  
213 Market Street  
Harrisburg, PA 17101-2141  
717-232-2723  
schiebelk@pfm.com

**Danny A. Nelson**

Senior Managing Consultant  
190 South LaSalle, Suite 2000  
Chicago, IL 60603  
312-523-2434  
nelsond@pfm.com

### Contents

Cover/Disclosures  
Summary Statement  
Individual Accounts

### Accounts included in Statement

76990800 SAN BERNARDINO COUNTY

SAN BERNARDINO COUNTY  
PARTH BHATT  
268 WEST HOSPITALITY LANE  
FIRST FLOOR  
SAN BERNARDINO, CA 92415-0360

**Online Access** [www.pfm.com](http://www.pfm.com)

**Customer Service** 1-717-232-2723



## Important Disclosures

### Important Disclosures

This statement is for general information purposes only and is not intended to provide specific advice or recommendations. PFM Asset Management LLC ("PFM") is an investment advisor registered with the Securities and Exchange Commission, and is required to maintain a written disclosure statement of our background and business experience. If you would like to receive a copy of our current disclosure statement, please contact Service Operations at the address below.

**Proxy Voting** PFM does not normally receive proxies to vote on behalf of its clients. However, it does on occasion receive consent requests. In the event a consent request is received the portfolio manager contacts the client and then proceeds according to their instructions. PFM's Proxy Voting Policy is available upon request by contacting Service Operations at the address below.

**Questions About an Account** PFM's monthly statement is intended to detail our investment advisory activity as well as the activity of any accounts held by clients in pools that are managed by PFM. The custodian bank maintains the control of assets and executes (i.e., settles) all investment transactions. The custodian statement is the official record of security and cash holdings and transactions. PFM recognizes that clients may use these reports to facilitate record keeping and that the custodian bank statement and the PFM statement should be reconciled and differences resolved. Many custodians use a settlement date basis which may result in the need to reconcile due to a timing difference.

**Account Control** PFM does not have the authority to withdraw funds from or deposit funds to the custodian. Our clients retain responsibility for their internal accounting policies; implementing and enforcing internal controls and generating ledger entries or otherwise recording transactions.

**Market Value** Generally, PFM's market prices are derived from closing bid prices as of the last business day of the month as supplied by ICE Data Services or Bloomberg. Where prices are not available from generally recognized sources the securities are priced using a yield-based matrix system to arrive at an estimated market value. Prices that fall between data points are interpolated. Non-negotiable FDIC-insured bank certificates of deposit are priced at par. Although PFM believes the prices to be reliable, the values of the securities do not always represent the prices at which the securities could have been bought or sold. Explanation of the valuation methods for money market and TERM funds is contained in the appropriate fund information statement.

**Amortized Cost** The original cost of the principal of the security is adjusted for the amount of the periodic reduction of any discount or premium from the purchase date until the date of the report. Discount or premium with respect to short term securities (those with less than one year to maturity at time of issuance) is amortized on a straightline basis. Such discount or premium with respect to longer term securities is amortized using the constant yield basis.

**Tax Reporting** Cost data and realized gains / losses are provided for informational purposes only. Please review for accuracy and consult your tax advisor to determine the tax consequences of your security transactions. PFM does not report such information to the IRS or other taxing authorities and is not responsible for the accuracy of such information that may be required to be reported to federal, state or other taxing authorities.

**Financial Situation** In order to better serve you, PFM should be promptly notified of any material change in your investment objective or financial situation.

**Callable Securities** Securities subject to redemption prior to maturity may be redeemed in whole or in part before maturity, which could affect the yield represented.

**Portfolio** The securities in this portfolio, including shares of mutual funds, are not guaranteed or otherwise protected by PFM, the FDIC (except for certain non-negotiable certificates of deposit) or any government agency. Investment in securities involves risks, including the possible loss of the amount invested. Actual settlement values, accrued interest, and amortized cost amounts may vary for securities subject to an adjustable interest rate or subject to principal paydowns. Any changes to the values shown may be reflected within the next monthly statement's beginning values.

**Rating** Information provided for ratings is based upon a good faith inquiry of selected sources, but its accuracy and completeness cannot be guaranteed. Shares of some money market and TERM funds are marketed through representatives of PFM's wholly owned subsidiary, PFM Fund Distributors, Inc. PFM Fund Distributors, Inc. is registered with the SEC as a broker/dealer and is a member of the Financial Industry Regulatory Authority ("FINRA") and the Municipal Securities Rulemaking Board ("MSRB"). You may reach the FINRA by calling the FINRA Regulator Public Disclosure Hotline at 1-888-289-9999 or at the FINRA Regulation Internet website address [www.nasdr.com](http://www.nasdr.com). A brochure describing the FINRA Regulation Public Disclosure Program is also available from the FINRA upon request.

#### Key Terms and Definitions

**Dividends** on money market funds consist of interest earned, plus any discount ratably amortized to the date of maturity, plus all realized gains and losses on the sale of securities prior to maturity, less ratable amortization of any premium and all accrued expenses to the fund. Dividends are accrued daily and may be paid either monthly or quarterly. The monthly earnings on this statement represent the estimated dividend accrued for the month for any program that distributes earnings on a quarterly basis. There is no guarantee that the estimated amount will be paid on the actual distribution date.

**Current Yield** is the net change, exclusive of capital changes and income other than investment income, in the value of a hypothetical fund account with a balance of one share over the seven-day base period including the statement date, expressed as a percentage of the value of one share (normally \$1.00 per share) at the beginning of the seven-day period. This resulting net change in account value is then annualized by multiplying it by

365 and dividing the result by 7. The yields quoted should not be considered a representation of the yield of the fund in the future, since the yield is not fixed.

**Average maturity** represents the average maturity of all securities and investments of a portfolio, determined by multiplying the par or principal value of each security or investment by its maturity (days or years), summing the products, and dividing the sum by the total principal value of the portfolio. The stated maturity date of mortgage backed or callable securities are used in this statement. However the actual maturity of these securities could vary depending on the level or prepayments on the underlying mortgages or whether a callable security has or is still able to be called.

**Monthly distribution yield** represents the net change in the value of one share (normally \$1.00 per share) resulting from all dividends declared during the month by a fund expressed as a percentage of the value of one share at the beginning of the month. This resulting net change is then annualized by multiplying it by 365 and dividing it by the number of calendar days in the month.

**YTM at Cost** The yield to maturity at cost is the expected rate of return, based on the original cost, the annual interest receipts, maturity value and the time period from purchase date to maturity, stated as a percentage, on an annualized basis.

**YTM at Market** The yield to maturity at market is the rate of return, based on the current market value, the annual interest receipts, maturity value and the time period remaining until maturity, stated as a percentage, on an annualized basis.

**Managed Account A** portfolio of investments managed discretely by PFM according to the client's specific investment policy and requirements. The investments are directly owned by the client and held by the client's custodian.

**Unsettled Trade A** trade which has been executed however the final consummation of the security transaction and payment has not yet taken place.

Please review the detail pages of this statement carefully. If you think your statement is wrong, missing account information, or if you need more information about a transaction, please contact PFM within 60 days of receipt. If you have other concerns or questions regarding your account you should contact a member of your client management team or PFM Service Operations at the address below.

PFM Asset Management LLC  
Attn: Service Operations  
213 Market Street  
Harrisburg, PA 17101



SAN BERNARDINO COUNTY

**Consolidated Summary Statement**

**Account Statement**  
For the Month Ending **April 30, 2019**

**Portfolio Summary**

Portfolio Holdings	Cash Dividends and Income	Closing Market Value
PFM Managed Account	11,559,514.79	7,548,939,696.66
Cash Balance	0.00	198,836,288.81
<b>Total</b>	<b>\$11,559,514.79</b>	<b>\$7,747,775,985.47</b>

**Investment Allocation**

Investment Type	Closing Market Value	Percent
Asset-Backed Security	49,151,529.60	0.63
Bank Note	85,143,175.00	1.10
Certificate of Deposit	985,171,459.25	12.72
Commercial Paper	1,154,325,854.00	14.90
Corporate Note	144,161,827.00	1.86
Federal Agency Bond / Note	1,884,316,356.81	24.32
Federally Insured Cash Account	50,000,000.00	0.65
Joint Powers Authority	200,000,000.00	2.58
Money Market Mutual Fund	2,000,000.00	0.03
NOW Account	225,000,000.00	2.90
Supra-National Agency Bond / Note	644,630,820.00	8.32
U.S. Treasury Bond / Note	2,125,038,675.00	27.42
Cash Balance	198,836,288.81	2.57
<b>Total</b>	<b>\$7,747,775,985.47</b>	<b>100.00%</b>



SAN BERNARDINO COUNTY

**Consolidated Summary Statement**

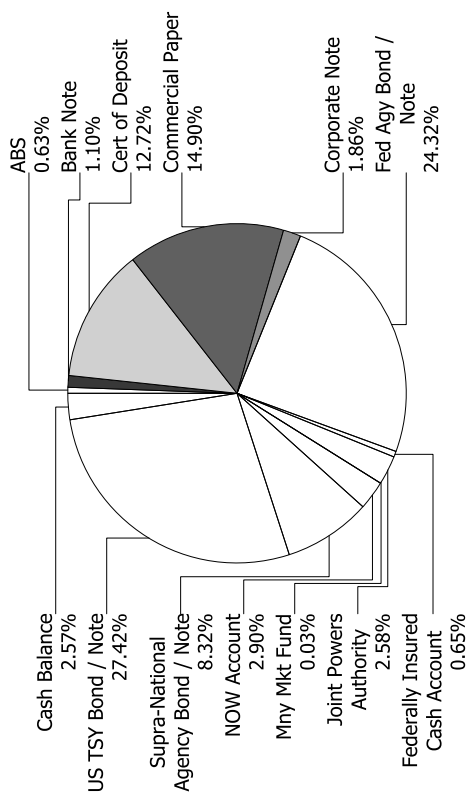
**Account Statement**  
For the Month Ending **April 30, 2019**

**Maturity Distribution (Fixed Income Holdings)**

Portfolio Holdings	Closing Market Value	Percent
Under 30 days	1,723,283,288.31	22.24
31 to 60 days	459,540,485.00	5.93
61 to 90 days	663,620,712.75	8.57
91 to 180 days	946,580,700.81	12.22
181 days to 1 year	785,965,850.00	10.14
1 to 2 years	1,472,551,759.00	19.01
2 to 3 years	852,379,796.20	11.00
3 to 4 years	213,269,095.80	2.75
4 to 5 years	630,584,297.60	8.14
Over 5 years	0.00	0.00
<b>Total</b>	<b>\$7,747,775,985.47</b>	<b>100.00%</b>

**Weighted Average Days to Maturity 414**

**Sector Allocation**





## Managed Account Summary Statement

For the Month Ending **April 30, 2019**

SAN BERNARDINO COUNTY - 76990800

### Transaction Summary - Managed Account

#### Opening Market Value

Maturities/Calls	\$6,831,001,703.11
Principal Dispositions	(4,211,000,000.00)
Principal Acquisitions	(382,000,000.00)
Unsettled Trades	5,239,454,931.34
Change in Current Value	66,510,128.30
	4,972,933.91
<b>Closing Market Value</b>	<b>\$7,548,939,696.66</b>

### Cash Transactions Summary - Managed Account

Maturities/Calls	4,211,000,000.00
Sale Proceeds	382,000,000.00
Coupon/Interest/Dividend Income	12,473,192.39
Principal Payments	0.00
Security Purchases	(5,241,693,499.32)
Net Cash Contribution	636,220,306.93
Reconciling Transactions	0.00

### Earnings Reconciliation (Cash Basis) - Managed Account

Interest/Dividends/Coupons Received	12,473,192.39
Less Purchased Interest Related to Interest/Coupons	(2,238,567.98)
Plus Net Realized Gains/Losses	1,324,890.38
<b>Total Cash Basis Earnings</b>	<b>\$11,559,514.79</b>

### Cash Balance

**Closing Cash Balance** **\$0.00**

### Earnings Reconciliation (Accrual Basis)

	Total
Ending Amortized Value of Securities	7,548,961,962.43
Ending Accrued Interest	25,455,648.05
Plus Proceeds from Sales	382,000,000.00
Plus Proceeds of Maturities/Calls/Principal Payments	4,211,000,000.00
Plus Coupons/Dividends Received	12,473,192.39
Less Cost of New Purchases	(5,308,337,121.62)
Less Beginning Amortized Value of Securities	(6,832,850,745.31)
Less Beginning Accrued Interest	(25,217,858.24)
<b>Total Accrual Basis Earnings</b>	<b>\$13,485,077.70</b>



# Portfolio Summary and Statistics

For the Month Ending April 30, 2019

SAN BERNARDINO COUNTY - 76990800

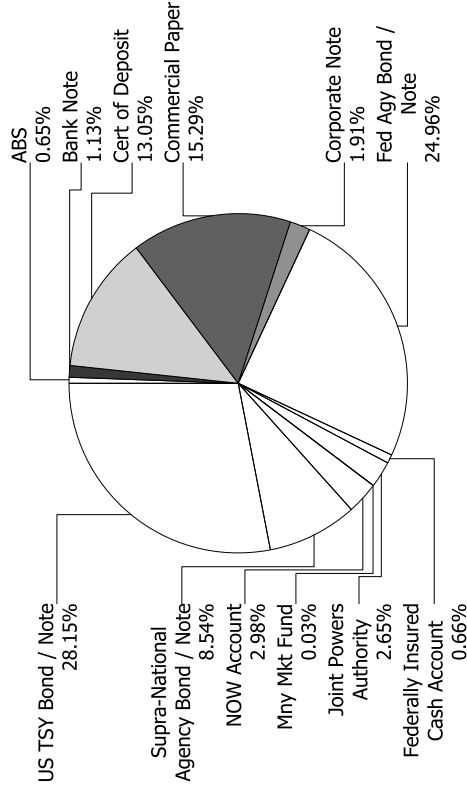
## Account Summary

## Sector Allocation

Description	Par Value	Market Value	Percent
U.S. Treasury Bond / Note	2,150,000,000.00	2,125,038,675.00	28.15
Supra-National Agency Bond / Note	645,000,000.00	644,630,820.00	8.54
NOW Account	225,000,000.00	225,000,000.00	2.98
Money Market Mutual Fund	2,000,000.00	2,000,000.00	0.03
Joint Powers Authority	200,000,000.00	200,000,000.00	2.65
Federally Insured Cash Account	50,000,000.00	50,000,000.00	0.66
Federal Agency Bond / Note	1,883,347,000.00	1,884,316,356.81	24.96
Corporate Note	144,250,000.00	144,161,827.00	1.91
Commercial Paper	1,158,000,000.00	1,154,325,854.00	15.29
Certificate of Deposit	985,000,000.00	985,171,459.25	13.05
Bank Note	85,000,000.00	85,143,175.00	1.13
Asset-Backed Security	49,000,000.00	49,151,529.60	0.65
<b>Managed Account Sub-Total</b>	<b>7,576,597,000.00</b>	<b>7,548,939,696.66</b>	<b>100.00%</b>
Accrued Interest		25,455,648.05	
<b>Total Portfolio</b>	<b>7,576,597,000.00</b>	<b>7,574,395,344.71</b>	

### Unsettled Trades

66,500,000.00      66,504,628.30



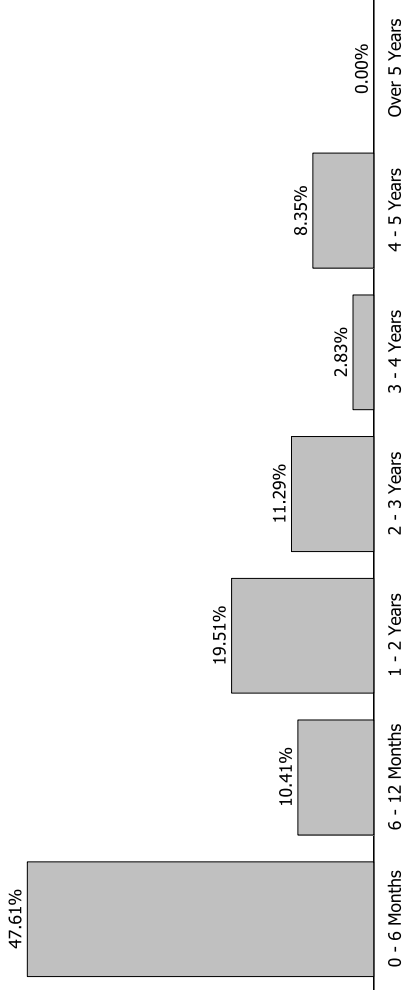


## Portfolio Summary and Statistics

For the Month Ending **April 30, 2019**

SAN BERNARDINO COUNTY - 76990800

### Maturity Distribution



### Characteristics

Yield to Maturity at Cost	2.25%
Yield to Maturity at Market	2.45%
Duration to Worst	1.10
Weighted Average Days to Maturity	425



## Managed Account Issuer Summary

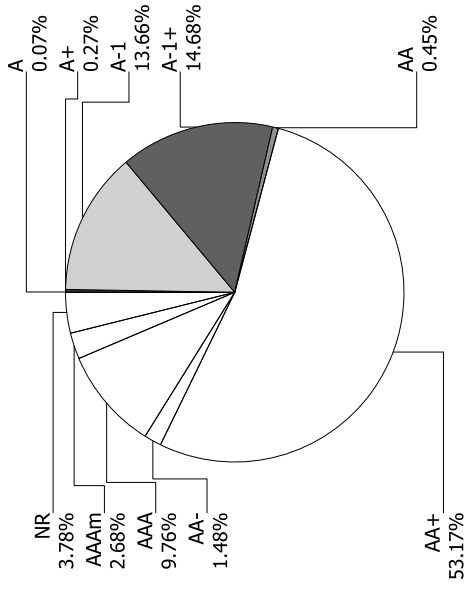
For the Month Ending April 30, 2019

SAN BERNARDINO COUNTY - 76990800

### Issuer Summary

### Credit Quality (S&P Ratings)

Issuer	Market Value of Holdings	Percent
3M COMPANY	16,859,254.00	0.22
AMERICAN HONDA FINANCE	34,879,460.00	0.46
BANK OF AMERICA CO	25,000,077.50	0.33
BANK OF MONTREAL	75,002,172.50	0.99
BANK OF NOVA SCOTIA	50,000,000.00	0.66
BANK OF THE WEST	225,000,000.00	2.98
BNP PARIBAS	149,387,525.00	1.98
CAMP	200,000,000.00	2.65
COMMONWEALTH BANK OF AUSTRALIA	25,008,075.00	0.33
CREDIT AGRICOLE SA	124,671,575.00	1.65
DEERE & COMPANY	5,043,575.00	0.07
EXXON MOBIL CORP	114,549,400.00	1.52
FANNIE MAE	625,654,345.00	8.29
FEDERAL FARM CREDIT BANKS	285,907,185.00	3.79
FEDERAL HOME LOAN BANKS	670,468,900.00	8.88
FEDERATED GOVT OBLIGATIONS FUNDS	1,000,000.00	0.01
FIDELITY TREASURY MF	1,000,000.00	0.01
FREDDIE MAC	302,285,926.81	4.00
HONDA AUTO RECEIVABLES	10,534,879.70	0.14
INTER-AMERICAN DEVELOPMENT BANK	300,829,750.00	3.99
INTERNATIONAL FINANCE CORPORATION	24,943,250.00	0.33
INTL BANK OF RECONSTRUCTION AND DEV	318,857,820.00	4.22
JOHN DEERE OWNER TRUST	10,048,603.60	0.13
JOHNSON & JOHNSON	2,976,804.00	0.04
JP MORGAN CHASE & CO	119,654,605.00	1.59
MICROSOFT CORP	49,790,545.00	0.66
MITSUBISHI UFJ FINANCIAL GROUP INC	164,822,905.00	2.18
NATIXIS NY BRANCH	232,984,389.00	3.09
NORDEA BANK AB	160,000,539.00	2.12
RABOBANK NEDERLAND	74,719,505.00	0.99
ROYAL BANK OF CANADA	150,025,612.50	1.99
STONECASTLE FICA	50,000,000.00	0.66







### Managed Account Issuer Summary

SAN BERNARDINO COUNTY - 76990800

<b>Issuer</b>	<b>Market Value of Holdings</b>	<b>Percent</b>
SVENSKA HANDELSBANKEN AB	150,014,990.00	1.99
SWEDBANK AB	75,011,363.75	0.99
TORONTO-DOMINION BANK	160,055,442.50	2.12
TOYOTA MOTOR CORP	237,547,421.30	3.15
UNITED STATES TREASURY	2,125,038,675.00	28.16
US BANCORP	140,143,556.50	1.86
WAL-MART STORES INC	34,221,819.00	0.45
WESTPAC BANKING CORP	24,999,750.00	0.33
<b>Total</b>	<b>\$7,548,939,696.66</b>	<b>100.00%</b>



## Managed Account Detail of Securities Held

For the Month Ending **April 30, 2019**

SAN BERNARDINO COUNTY - 76990800

Security Type / Description	Dated Date / Coupon / Maturity	CUSIP	S&P Rating	Moody's Rating	Trade Date	Settle Date	Original Cost	YTM at Cost	Accrued Interest	Amortized Cost	Market Value
<b>U.S. Treasury Bond / Note</b>											
US TREASURY NOTES	DTD 05/31/2017 1.250% 05/31/2019	912828XS4	AA+	Aaa	06/14/17	06/15/17	24,977,539.06	1.30	130,494.51	24,999,047.75	24,975,900.00
US TREASURY NOTES	DTD 05/31/2017 1.250% 05/31/2019	912828XS4	AA+	Aaa	09/26/17	09/27/17	24,934,670.31	1.41	130,494.51	24,996,764.75	24,975,900.00
US TREASURY NOTES	DTD 05/31/2012 1.125% 05/31/2019	912828SX9	AA+	Aaa	03/28/17	03/29/17	49,800,781.25	1.31	234,890.11	49,992,369.50	49,946,700.00
US TREASURY NOTES	DTD 06/15/2016 0.875% 06/15/2019	912828R85	AA+	Aaa	12/20/16	12/21/16	24,660,156.25	1.43	82,331.73	24,982,843.00	24,951,850.00
US TREASURY NOTES	DTD 07/02/2012 1.000% 06/30/2019	912828TC4	AA+	Aaa	03/28/17	03/29/17	49,630,859.38	1.33	167,127.07	49,972,588.50	49,879,650.00
US TREASURY NOTES	DTD 06/30/2014 1.625% 06/30/2019	912828WS5	AA+	Aaa	06/29/17	06/30/17	50,244,140.63	1.38	271,581.49	50,020,441.50	49,930,800.00
US TREASURY NOTES	DTD 06/30/2014 1.625% 06/30/2019	912828WS5	AA+	Aaa	07/03/17	07/05/17	50,210,937.50	1.41	271,581.49	50,017,788.00	49,930,800.00
US TREASURY N/B NOTES	DTD 06/30/2017 1.250% 06/30/2019	912828XV7	AA+	Aaa	12/15/17	12/18/17	49,570,312.50	1.82	208,908.84	49,953,187.50	49,900,100.00
US TREASURY NOTES	DTD 09/15/2016 0.875% 09/15/2019	912828G4	AA+	Aaa	09/20/17	09/21/17	24,721,679.69	1.45	27,938.18	24,947,202.75	24,852,550.00
US TREASURY NOTES	DTD 10/31/2014 1.500% 10/31/2019	912828F62	AA+	Aaa	12/20/16	12/21/16	24,968,750.00	1.54	1,019.02	24,994,491.50	24,882,800.00
US TREASURY NOTES	DTD 10/31/2014 1.500% 10/31/2019	912828F62	AA+	Aaa	11/16/17	11/17/17	24,899,414.06	1.71	1,019.02	24,974,088.50	24,882,800.00
US TREASURY NOTES	DTD 11/30/2012 1.000% 11/30/2019	912828UB4	AA+	Aaa	11/10/16	11/14/16	24,900,390.63	1.13	104,395.60	24,980,685.50	24,791,025.00
US TREASURY NOTES	DTD 12/15/2016 1.375% 12/15/2019	912828U73	AA+	Aaa	09/26/17	09/27/17	24,948,242.19	1.47	129,378.43	24,985,315.00	24,834,950.00
US TREASURY N/B NOTES	DTD 01/17/2017 1.375% 01/15/2020	912828V31	AA+	Aaa	01/12/18	01/16/18	49,376,953.13	2.01	201,312.15	49,776,727.50	49,628,900.00



## Managed Account Detail of Securities Held

For the Month Ending April 30, 2019

SAN BERNARDINO COUNTY - 76990800

Security Type/Description	Dated Date/Coupon/Maturity	CUSIP	S&P Rating	Moody's Rating	Trade Date	Settle Date	Original Cost	YTM at Cost	Accrued Interest	Amortized Cost	Market Value
<b>U.S. Treasury Bond / Note</b>											
US TREASURY NOTES	DTD 02/15/2017 1.375% 02/15/2020	912828W22	AA+	Aaa	01/12/18	01/16/18	49,337,890.63	2.03	142,437.85	49,744,817.00	49,595,700.00
US TREASURY NOTES	DTD 03/02/2015 1.375% 02/29/2020	912828J50	AA+	Aaa	02/01/17	02/02/17	24,858,398.44	1.56	57,914.40	24,961,041.00	24,784,175.00
US TREASURY NOTES	DTD 04/30/2015 1.375% 04/30/2020	912828K58	AA+	Aaa	01/06/17	01/09/17	49,675,781.25	1.58	1,868.21	49,900,535.50	49,490,250.00
US TREASURY NOTES	DTD 04/30/2013 1.125% 04/30/2020	912828VA5	AA+	Aaa	01/31/18	02/01/18	48,820,312.50	2.21	1,528.53	49,468,509.00	49,378,900.00
US TREASURY NOTES	DTD 05/31/2013 1.375% 05/31/2020	912828VF4	AA+	Aaa	03/28/18	03/29/18	49,009,765.63	2.31	287,087.91	49,500,977.50	49,459,000.00
US TREASURY NOTES	DTD 06/01/2015 1.500% 05/31/2020	912828XE5	AA+	Aaa	04/25/18	04/26/18	48,966,796.88	2.52	313,186.81	49,460,109.50	49,525,400.00
US TREASURY NOTES	DTD 07/01/2013 1.875% 06/30/2020	912828VJ6	AA+	Aaa	03/28/18	03/29/18	49,511,718.75	2.32	313,363.26	49,745,108.00	49,712,900.00
US TREASURY NOTES	DTD 07/01/2013 1.875% 06/30/2020	912828VJ6	AA+	Aaa	04/25/18	04/26/18	49,298,828.13	2.54	313,363.26	49,620,774.00	49,712,900.00
US TREASURY NOTES	DTD 07/31/2013 2.000% 07/31/2020	912828VP2	AA+	Aaa	04/25/18	04/26/18	49,404,296.88	2.54	248,618.78	49,667,345.00	49,781,250.00
US TREASURY NOTES	DTD 08/16/2010 2.625% 08/15/2020	912828NT3	AA+	Aaa	12/20/16	12/21/16	25,721,679.69	1.80	135,963.40	25,260,898.50	25,088,875.00
UNITED STATES TREASURY NOTES	DTD 08/31/2018 2.625% 08/31/2020	912828YV3	AA+	Aaa	12/18/18	12/20/18	49,968,750.00	2.66	221,127.72	49,976,137.00	50,177,750.00
US TREASURY NOTES	DTD 09/30/2015 1.375% 09/30/2020	912828L65	AA+	Aaa	12/18/18	12/20/18	48,888,671.88	2.66	58,230.87	49,111,630.00	49,335,950.00
US TREASURY NOTES	DTD 10/31/2013 1.750% 10/31/2020	912828WC0	AA+	Aaa	10/25/17	10/26/17	49,996,093.75	1.75	2,377.72	49,998,059.00	49,580,100.00
US TREASURY NOTES	DTD 11/30/2015 1.625% 11/30/2020	912828M98	AA+	Aaa	12/20/16	12/21/16	24,755,859.38	1.88	169,642.86	24,899,891.00	24,729,500.00



## Managed Account Detail of Securities Held

For the Month Ending **April 30, 2019**

**SAN BERNARDINO COUNTY - 76990800**

Security Type/Description	Dated Date/Coupon/Maturity	CUSIP	Par	S&P Rating	Moody's Rating	Trade Date	Settle Date	Original Cost	YTM at Cost	Accrued Interest	Amortized Cost	Market Value
U.S. Treasury Bond / Note												
US TREASURY N/B NOTES	DTD 02/15/2018 2.250% 02/15/2021	9128283X6	50,000,000.00	AA+	Aaa	03/14/19	03/18/19	49,787,109.38	2.48	233,080.11	49,800,491.00	49,957,050.00
US TREASURY N/B NOTES	DTD 02/15/2018 2.250% 02/15/2021	9128283X6	75,000,000.00	AA+	Aaa	03/25/19	03/26/19	74,923,828.13	2.30	349,620.17	74,927,927.25	74,935,575.00
US TREASURY NOTES	DTD 02/29/2016 1.125% 02/28/2021	912828P87	25,000,000.00	AA+	Aaa	11/29/17	11/30/17	24,374,023.44	1.92	47,384.51	24,642,502.50	24,478,525.00
US TREASURY NOTES	DTD 05/31/2016 1.375% 05/31/2021	912828R77	25,000,000.00	AA+	Aaa	12/20/16	12/21/16	24,334,960.94	2.00	143,543.96	24,681,003.50	24,543,950.00
US TREASURY NOTES	DTD 06/02/2014 2.000% 05/31/2021	912828WN6	50,000,000.00	AA+	Aaa	12/02/16	12/05/16	50,447,265.63	1.79	417,582.42	50,212,062.00	49,728,500.00
US TREASURY NOTES	DTD 07/31/2014 2.250% 07/31/2021	912828WY2	100,000,000.00	AA+	Aaa	04/29/19	04/30/19	99,925,781.25	2.28	559,392.27	99,925,886.00	99,968,800.00
US TREASURY NOTES	DTD 09/30/2016 1.125% 09/30/2021	912828T34	25,000,000.00	AA+	Aaa	11/29/17	11/30/17	24,198,242.19	2.00	23,821.72	24,487,786.50	24,352,550.00
US TREASURY NOTES	DTD 12/01/2014 1.875% 11/30/2021	912828G53	25,000,000.00	AA+	Aaa	12/20/16	12/21/16	24,734,375.00	2.10	195,741.76	24,857,872.25	24,768,550.00
US TREASURY NOTES	DTD 02/02/2015 1.500% 01/31/2022	912828H86	50,000,000.00	AA+	Aaa	02/15/17	02/16/17	48,779,296.88	2.02	186,464.09	49,307,541.50	49,009,750.00
US TREASURY N/B NOTES	DTD 02/28/2017 1.875% 02/28/2022	912828W55	25,000,000.00	AA+	Aaa	11/29/17	11/30/17	24,823,242.19	2.05	78,974.18	24,880,730.25	24,744,150.00
US TREASURY NOTES	DTD 07/31/2017 1.875% 07/31/2022	9128282P4	100,000,000.00	AA+	Aaa	04/29/19	04/30/19	98,746,093.75	2.28	466,160.22	98,747,136.00	98,835,900.00
US TREASURY N/B NOTES	DTD 11/02/2015 1.875% 10/31/2022	912828M49	25,000,000.00	AA+	Aaa	11/29/17	11/30/17	24,739,257.81	2.10	1,273.78	24,811,942.25	24,681,650.00
US TREASURY N/B NOTES	DTD 05/31/2016 1.625% 05/31/2023	912828R69	50,000,000.00	AA+	Aaa	04/05/19	04/08/19	48,658,203.13	2.31	339,285.71	48,677,932.00	48,742,200.00
US TREASURY NOTES	DTD 06/30/2016 1.375% 06/30/2023	912828S35	50,000,000.00	AA+	Aaa	04/03/19	04/04/19	48,123,046.88	2.31	229,799.72	48,154,712.00	48,230,450.00



## Managed Account Detail of Securities Held

For the Month Ending **April 30, 2019**

SAN BERNARDINO COUNTY - 76990800

Security Type/Description Dated Date/Coupon/Maturity	CUSIP	S&P Rating	Moody's Rating	Trade Date	Settle Date	Original Cost	YTM at Cost	Accrued Interest	Amortized Cost	Market Value
<b>U.S. Treasury Bond / Note</b>										
US TREASURY N/B NOTES DTD 07/02/2018 2.625% 06/30/2023	9128284U1	AA+	Aaa	04/05/19	04/08/19	50,634,765.63	2.31	438,708.56	50,625,906.50	50,703,100.00
US TREASURY NOTES DTD 06/30/2016 1.375% 06/30/2023	912828S35	AA+	Aaa	04/15/19	04/16/19	96,035,156.25	2.37	459,599.45	96,072,580.00	96,460,900.00
US TREASURY NOTES DTD 08/01/2016 1.250% 07/31/2023	912828S92	AA+	Aaa	03/27/19	03/28/19	96,265,625.00	2.15	310,773.48	96,343,108.00	95,875,000.00
US TREASURY NOTES DTD 08/31/2016 1.375% 08/31/2023	912828D1	AA+	Aaa	03/28/19	03/29/19	96,562,500.00	2.20	231,657.61	96,629,314.00	96,304,700.00

**Security Type Sub-Total** **2,150,000,000.00** **2,122,152,443.85** **2.05** **8,942,047.45** **2,128,695,806.75** **2,125,038,675.00**

<b>Supra-National Agency Bond / Note</b>										
INTER-AMERICAN DEVELOPMENT BANK DTD 04/12/2016 1.000% 05/13/2019	458182DX7	AAA	Aaa	05/24/16	05/27/16	24,842,875.00	1.22	116,666.67	24,998,205.00	24,982,900.00
INTER-AMERICAN DEVELOPMENT BANK DTD 04/12/2016 1.000% 05/13/2019	458182DX7	AAA	Aaa	04/05/16	04/12/16	99,700,000.00	1.10	466,666.67	99,996,711.00	99,931,600.00
INTL BANK OF RECON AND DEV DTD 01/25/2016 1.430% 07/25/2019	45905JUV4	AAA	Aaa	01/13/16	01/25/16	50,000,000.00	1.43	190,666.67	50,000,000.00	49,844,500.00
INTL BANK OF RECON AND DEV GLOBAL NOTES DTD 01/28/2016 1.250% 07/26/2019	459058EV1	AAA	Aaa	01/21/16	01/28/16	24,879,250.00	1.39	82,465.28	24,991,670.25	24,922,425.00
INTL BANK OF RECON AND DEV SN NOTE DTD 07/13/2016 0.875% 08/15/2019	459058FK4	AAA	Aaa	07/08/16	07/13/16	49,907,500.00	0.94	92,361.11	49,991,237.00	49,757,350.00
INTER-AMERICAN DEVELOPMENT BANK DTD 10/15/2015 1.250% 10/15/2019	4581XOCR7	AAA	Aaa	12/02/15	12/07/15	24,651,000.00	1.62	13,888.89	24,957,651.25	24,851,475.00
INTER-AMERICAN DEVELOPMENT BANK DTD 10/15/2015 1.250% 10/15/2019	4581XOCR7	AAA	Aaa	03/16/16	03/21/16	24,746,000.00	1.54	13,888.89	24,966,796.75	24,851,475.00
INTL BANK OF RECON AND DEV GLOBAL NOTES DTD 10/27/2016 1.125% 11/27/2019	459058FS7	AAA	Aaa	10/20/16	10/27/16	49,894,500.00	1.20	240,625.00	49,980,111.00	49,592,500.00



## Managed Account Detail of Securities Held

For the Month Ending **April 30, 2019**

**SAN BERNARDINO COUNTY - 76990800**

Security Type/Description Dated Date/Coupon/Maturity	CUSIP	Par	S&P Rating	Moody's Rating	Trade Date	Settle Date	Original Cost	YTM at Cost	Accrued Interest	Amortized Cost	Market Value
<b>Supra-National Agency Bond / Note</b>											
INTL BANK OF RECON AND DEV GLOBAL NOTES DTD 03/30/2016 1.375% 03/30/2020	459058FA6	25,000,000.00	AAA	Aaa	03/23/16	03/30/16	24,923,500.00	1.45	29,600.69	24,982,134.25	24,751,200.00
INTL BK RECON & DEVELOP NOTES DTD 03/21/2017 1.875% 04/21/2020	459058FZ1	25,000,000.00	AAA	Aaa	03/14/17	03/21/17	24,978,250.00	1.90	13,020.83	24,992,955.50	24,866,625.00
INTER-AMERICAN DEVEL BK NOTE DTD 04/12/2017 1.625% 05/12/2020	4581X0CX4	25,000,000.00	AAA	Aaa	04/05/17	04/12/17	24,940,750.00	1.70	190,711.81	24,979,812.50	24,788,700.00
INTL BANK OF RECON AND DEV GLOBAL NOTES DTD 08/29/2017 1.625% 09/04/2020	459058GA5	25,000,000.00	AAA	Aaa	08/22/17	08/29/17	24,994,750.00	1.63	64,322.92	24,997,621.75	24,760,000.00
INTERNATIONAL FINANCE CORPORATION NOTE DTD 01/25/2018 2.250% 01/25/2021	45950KCM0	25,000,000.00	AAA	Aaa	01/18/18	01/25/18	24,926,500.00	2.35	150,000.00	24,956,923.25	24,943,250.00
INTER-AMERICAN DEVELOPMENT BANK NOTE DTD 04/19/2018 2.625% 04/19/2021	4581X0DB1	50,000,000.00	AAA	Aaa	04/12/18	04/19/18	49,890,000.00	2.70	43,750.00	49,926,901.00	50,238,050.00
INTL BANK OF RECONSTRUCTION AND DEV NOTE DTD 07/25/2018 2.750% 07/23/2021	459058GH0	50,000,000.00	AAA	Aaa	07/18/18	07/25/18	49,883,000.00	2.83	374,305.56	49,912,017.50	50,457,200.00
INTL BANK OF RECON AND DEV GLOBAL NOTES DTD 12/13/2017 2.125% 12/13/2021	459058GF4	20,000,000.00	AAA	Aaa	12/12/17	12/13/17	19,955,000.00	2.18	162,916.67	19,970,127.60	19,906,020.00
INTER-AMERICAN DEVELOPMENT BANK NOTE DTD 09/26/2018 3.000% 09/26/2022	4581X0DD7	25,000,000.00	AAA	Aaa	09/20/18	09/26/18	24,944,000.00	3.06	72,916.67	24,951,943.25	25,553,425.00
INTER-AMERICAN DEVELOPMENT BANK NOTE DTD 10/04/2013 3.000% 10/04/2023	4581X0CC0	25,000,000.00	AAA	Aaa	03/14/19	03/21/19	25,480,000.00	2.55	56,250.00	25,469,004.50	25,632,125.00
<b>Security Type Sub-Total</b>		<b>645,000,000.00</b>					<b>643,536,875.00</b>	<b>1.74</b>	<b>2,375,024.33</b>	<b>645,021,823.35</b>	<b>644,630,820.00</b>



## Managed Account Detail of Securities Held

For the Month Ending April 30, 2019

SAN BERNARDINO COUNTY - 76990800

Security Type/Description	CUSIP	S&P Rating	Moody's Rating	Trade Date	Settle Date	Original Cost	YTM at Cost	Accrued Interest	Amortized Cost	Market Value
<b>NOW Account</b>										
BANK OF THE WEST MONEY MARKET FUND	BKOFWEST7	NR	NR	12/11/17	12/11/17	2,000.00	2.60	0.00	2,000.00	2,000.00
BANK OF THE WEST MONEY MARKET FUND	BKOFWEST7	NR	NR	11/21/16	11/21/16	14,998,000.00	2.60	0.00	14,998,000.00	14,998,000.00
BANK OF THE WEST MONEY MARKET FUND	BKOFWEST7	NR	NR	09/22/17	09/22/17	20,000,000.00	2.60	0.00	20,000,000.00	20,000,000.00
BANK OF THE WEST MONEY MARKET FUND	BKOFWEST7	NR	NR	07/24/18	07/24/18	25,000,000.00	2.60	0.00	25,000,000.00	25,000,000.00
BANK OF THE WEST MONEY MARKET FUND	BKOFWEST7	NR	NR	12/08/16	12/08/16	35,000,000.00	2.60	0.00	35,000,000.00	35,000,000.00
BANK OF THE WEST MONEY MARKET FUND	BKOFWEST7	NR	NR	11/28/16	11/28/16	50,000,000.00	2.60	0.00	50,000,000.00	50,000,000.00
BANK OF THE WEST MONEY MARKET FUND	BKOFWEST7	NR	NR	05/30/17	05/30/17	80,000,000.00	2.60	0.00	80,000,000.00	80,000,000.00
<b>Security Type Sub-Total</b>						<b>225,000,000.00</b>	<b>2.60</b>	<b>0.00</b>	<b>225,000,000.00</b>	<b>225,000,000.00</b>
<b>Money Market Mutual Fund</b>										
FIDELITY GOVT MM FUND 2642	31607A703	AAA	Aaa	04/01/19	04/01/19	1,000,000.00	2.31	0.00	1,000,000.00	1,000,000.00
FEDERATED GOVT OBLIGATIONS FUND	608919718	AAA	Aaa	04/04/19	04/04/19	1,000,000.00	2.31	0.00	1,000,000.00	1,000,000.00
<b>Security Type Sub-Total</b>						<b>2,000,000.00</b>	<b>2.31</b>	<b>0.00</b>	<b>2,000,000.00</b>	<b>2,000,000.00</b>
<b>Joint Powers Authority</b>										
CALIFORNIA ASSET MANAGEMENT PROGRAM	CAMPMF025	AAA	NR	07/27/18	07/27/18	13,000,000.00	2.54	0.00	13,000,000.00	13,000,000.00
CALIFORNIA ASSET MANAGEMENT PROGRAM	CAMPMF025	AAA	NR	12/08/15	12/08/15	18,000,000.00	2.54	0.00	18,000,000.00	18,000,000.00
CALIFORNIA ASSET MANAGEMENT PROGRAM	CAMPMF025	AAA	NR	08/12/15	08/12/15	24,000,000.00	2.54	0.00	24,000,000.00	24,000,000.00
CALIFORNIA ASSET MANAGEMENT PROGRAM	CAMPMF025	AAA	NR	08/05/15	08/05/15	25,000,000.00	2.54	0.00	25,000,000.00	25,000,000.00
CALIFORNIA ASSET MANAGEMENT PROGRAM	CAMPMF025	AAA	NR	09/24/18	09/24/18	25,000,000.00	2.54	0.00	25,000,000.00	25,000,000.00
CALIFORNIA ASSET MANAGEMENT PROGRAM	CAMPMF025	AAA	NR	09/22/17	09/22/17	45,000,000.00	2.54	0.00	45,000,000.00	45,000,000.00



## Managed Account Detail of Securities Held

For the Month Ending **April 30, 2019**

SAN BERNARDINO COUNTY - 76990800

Security Type/Description	Dated Date/Coupon/Maturity	CUSIP	S&P Rating	Moody's Rating	Trade Date	Settle Date	Original Cost	YTM at Cost	Accrued Interest	Amortized Cost	Market Value
<b>Joint Powers Authority</b>											
CALIFORNIA ASSET MANAGEMENT PROGRAM	CAMPMF025		AAA-m	NR	04/27/16	04/27/16	50,000,000.00	2.54	0.00	50,000,000.00	50,000,000.00
<b>Security Type Sub-Total</b>							<b>200,000,000.00</b>	<b>2.54</b>	<b>0.00</b>	<b>200,000,000.00</b>	<b>200,000,000.00</b>
<b>Federally Insured Cash Account</b>											
STONECASTLE FICA	FICAMF003		NR	NR	07/27/18	07/27/18	1,000,000.00	2.37	0.00	1,000,000.00	1,000,000.00
STONECASTLE FICA	FICAMF003		NR	NR	04/04/19	04/04/19	49,000,000.00	2.37	0.00	49,000,000.00	49,000,000.00
<b>Security Type Sub-Total</b>							<b>50,000,000.00</b>	<b>2.37</b>	<b>0.00</b>	<b>50,000,000.00</b>	<b>50,000,000.00</b>
<b>Federal Agency Bond / Note</b>											
FEDERAL HOME LOAN BANK AGENCY NOTES DTD 05/12/2017 1.375% 05/28/2019	3130ABF92		AA+	Aaa	05/11/17	05/12/17	44,914,950.00	1.47	262,968.75	44,996,841.00	44,966,115.00
FHLB GLOBAL NOTE DTD 06/03/2016 1.125% 06/21/2019	3130A8DB6		AA+	Aaa	06/02/16	06/03/16	49,979,000.00	1.14	203,125.00	49,999,026.50	49,905,100.00
FFCB BONDS DTD 07/24/2017 1.400% 07/24/2019	3133EHSC8		AA+	Aaa	07/17/17	07/24/17	24,981,750.00	1.44	94,305.56	24,997,873.50	24,942,600.00
FREDDIE MAC GLOBAL NOTES DTD 07/30/2012 1.250% 08/01/2019	3137EADK2		AA+	Aaa	08/07/15	08/10/15	23,123,989.46	1.50	72,959.38	23,332,609.38	23,276,071.81
FREDDIE MAC NOTES DTD 07/19/2017 1.375% 08/15/2019	3137EAEH8		AA+	Aaa	09/26/17	09/27/17	9,978,400.00	1.49	29,027.78	9,996,659.70	9,968,600.00
FREDDIE MAC NOTES DTD 07/19/2017 1.375% 08/15/2019	3137EAEH8		AA+	Aaa	07/18/17	07/19/17	74,889,750.00	1.45	217,708.33	74,984,423.25	74,764,500.00
FNMA NOTES DTD 09/02/2016 1.000% 08/28/2019	3135G0P49		AA+	Aaa	08/31/16	09/02/16	49,922,000.00	1.05	87,500.00	49,991,406.00	49,756,600.00
FREDDIE MAC GLOBAL NOTES DTD 10/02/2012 1.250% 10/02/2019	3137EADM8		AA+	Aaa	09/26/17	09/27/17	9,949,000.00	1.51	10,069.44	9,989,258.20	9,949,400.00
FEDERAL HOME LOAN BANK NOTES DTD 10/13/2017 1.500% 10/21/2019	3130ACM92		AA+	Aaa	10/12/17	10/13/17	49,911,500.00	1.59	20,833.33	49,979,069.00	49,779,300.00





## Managed Account Detail of Securities Held

For the Month Ending **April 30, 2019**

**SAN BERNARDINO COUNTY - 76990800**

Security Type/Description	Dated Date/Coupon/Maturity	CUSIP	S&P Rating	Moody's Rating	Trade Date	Settle Date	Original Cost	YTM at Cost	Accrued Interest	Amortized Cost	Market Value
<b>Federal Agency Bond / Note</b>											
FANNIE MAE GLOBAL NOTES	DTD 10/25/2016 1.000%	3135G0R39	AA+	Aaa	10/21/16	10/25/16	24,933,000.00	1.09	4,861.11	24,989,110.75	24,827,925.00
FHLB NOTES	DTD 11/17/2016 1.375%	3130AA3R7	AA+	Aaa	11/16/16	11/17/16	34,991,950.00	1.38	221,909.72	34,998,525.45	34,808,760.00
FEDERAL FARM CREDIT BANKS FLOATING NOTE	DTD 03/19/2018 2.427%	3133EJGR4	AA+	Aaa	03/09/18	03/19/18	10,000,000.00	1.72	8,091.27	10,000,000.00	9,999,010.00
FFCB NOTES	DTD 12/12/2017 1.875%	3133EH2S1	AA+	Aaa	12/05/17	12/12/17	49,950,685.50	1.93	361,979.17	49,984,672.00	49,852,150.00
FHLB NOTES	DTD 12/30/2013 2.375%	3130A0JR2	AA+	Aaa	11/16/17	11/17/17	25,295,700.00	1.79	227,604.17	25,089,133.25	24,990,175.00
FREDDIE MAC NOTES	DTD 01/17/2017 1.500%	3137EAE5	AA+	Aaa	01/12/17	01/17/17	24,973,000.00	1.54	108,333.33	24,993,491.75	24,842,125.00
FNMA NOTES	DTD 01/12/2015 1.625%	3135G0A78	AA+	Aaa	12/02/15	12/03/15	25,004,100.00	1.62	112,847.22	25,000,764.50	24,855,825.00
FHLB NOTES	DTD 02/09/2018 2.125%	3130ADN32	AA+	Aaa	02/08/18	02/09/18	74,862,750.00	2.22	354,166.67	74,946,078.75	74,813,100.00
FNMA NOTES	DTD 02/28/2017 1.500%	3135G0T29	AA+	Aaa	02/24/17	02/28/17	39,974,400.00	1.52	105,000.00	39,992,847.20	39,716,280.00
FEDERAL HOME LOAN BANKS NOTES	DTD 03/16/2018 2.375%	3130ADUJ9	AA+	Aaa	03/15/18	03/16/18	29,994,600.00	2.38	61,354.17	29,997,479.70	29,998,110.00
FHLMC AGENCY NOTES	DTD 04/20/2017 1.375%	3137EAEF2	AA+	Aaa	04/19/17	04/20/17	24,914,500.00	1.49	10,503.47	24,971,955.75	24,755,350.00
FHLMC NOTES	DTD 04/19/2018 2.500%	3137EAE M7	AA+	Aaa	04/18/18	04/19/18	34,992,300.00	2.51	19,444.44	34,996,179.40	35,032,830.00
FFCB BONDS	DTD 05/08/2017 1.550%	3133EHJ A2	AA+	Aaa	05/02/17	05/08/17	24,986,275.00	1.57	186,215.28	24,995,264.00	24,795,800.00
FEDERAL HOME LOAN BANKS NOTES	DTD 05/21/2018 2.625%	3130AECJ7	AA+	Aaa	05/18/18	05/21/18	49,982,000.00	2.64	557,812.50	49,990,216.50	50,134,000.00



## Managed Account Detail of Securities Held

For the Month Ending **April 30, 2019**

**SAN BERNARDINO COUNTY - 76990800**

Security Type/Description Dated Date/Coupon/Maturity	CUSIP	Par	S&P Rating	Moody's Rating	Trade Date	Settle Date	Original Cost	YTM at Cost	Accrued Interest	Amortized Cost	Market Value
Federal Agency Bond / Note											
FNMA NOTES DTD 08/01/2017 1.500% 07/30/2020	3135G0T60	75,000,000.00	AA+	Aaa	07/28/17	08/01/17	74,772,750.00	1.60	284,375.00	74,904,144.75	74,206,275.00
FHLB NOTES DTD 03/14/2018 2.400% 09/14/2020	3130ADT93	10,000,000.00	AA+	Aaa	03/08/18	03/14/18	9,993,783.00	2.43	31,333.33	9,996,549.50	10,005,980.00
FHLB NOTES DTD 09/08/2017 1.375% 09/28/2020	3130ACE26	40,000,000.00	AA+	Aaa	09/07/17	09/08/17	39,871,600.00	1.48	50,416.67	39,940,063.60	39,462,440.00
FEDERAL HOME LOAN BANKS NOTES DTD 09/07/2018 2.625% 10/01/2020	3130AEWA4	75,000,000.00	AA+	Aaa	09/06/18	09/07/18	74,838,750.00	2.73	164,062.50	74,887,998.75	75,292,050.00
FANNIE MAE NOTES DTD 11/01/2018 2.875% 10/30/2020	3135G0U84	50,000,000.00	AA+	Aaa	10/30/18	11/01/18	49,971,000.00	2.91	3,993.06	49,978,083.00	50,398,550.00
FHLMC NOTES DTD 11/15/2017 1.875% 11/17/2020	3137EAEK1	50,000,000.00	AA+	Aaa	11/14/17	11/15/17	49,952,000.00	1.91	427,083.33	49,974,983.00	49,670,050.00
FHLB CALLABLE NOTES DTD 01/29/2018 2.250% 01/29/2021	3130ADFV9	25,000,000.00	AA+	Aaa	01/17/18	01/29/18	25,000,000.00	2.25	143,750.00	25,000,000.00	24,950,050.00
FREDDIE MAC NOTES DTD 02/16/2018 2.375% 02/16/2021	3137EAEI9	50,000,000.00	AA+	Aaa	02/15/18	02/16/18	49,868,000.00	2.47	247,395.83	49,920,034.50	50,027,000.00
FEDERAL FARM CREDIT BANKS NOTES DTD 04/05/2018 2.540% 04/05/2021	3133EJJD2	50,000,000.00	AA+	Aaa	04/03/18	04/05/18	50,012,500.00	2.53	91,722.22	50,008,138.50	50,197,200.00
FANNIE MAE NOTES DTD 04/13/2018 2.500% 04/13/2021	3135G0U27	50,000,000.00	AA+	Aaa	04/12/18	04/13/18	49,925,500.00	2.55	62,500.00	49,950,940.00	50,170,700.00
FEDERAL FARM CREDIT BANK NOTES DTD 11/26/2018 2.875% 05/26/2021	3133EJW70	25,000,000.00	AA+	Aaa	11/26/18	11/27/18	24,955,750.00	2.95	309,461.81	24,963,120.00	25,262,725.00
FEDERAL FARM CREDIT BANK NOTES DTD 11/26/2018 2.875% 05/26/2021	3133EJW70	50,000,000.00	AA+	Aaa	11/20/18	11/26/18	49,966,000.00	2.90	618,923.61	49,971,688.00	50,525,450.00
FANNIE MAE NOTES DTD 06/25/2018 2.750% 06/22/2021	3135G0U35	75,000,000.00	AA+	Aaa	06/22/18	06/25/18	74,982,750.00	2.76	739,062.50	74,987,429.25	75,691,650.00
FEDERAL HOME LOAN BANKS NOTES DTD 10/12/2018 3.000% 10/12/2021	3130AF5B9	50,000,000.00	AA+	Aaa	10/11/18	10/12/18	49,967,500.00	3.02	79,166.67	49,973,274.50	50,837,250.00



## Managed Account Detail of Securities Held

For the Month Ending **April 30, 2019**

SAN BERNARDINO COUNTY - 76990800

Security Type/Description	Dated Date/Coupon/Maturity	CUSIP	S&P Rating	Moody's Rating	Trade Date	Settle Date	Original Cost	YTM at Cost	Accrued Interest	Amortized Cost	Market Value
<b>Federal Agency Bond / Note</b>											
FANNIE MAE NOTES	DTD 01/11/2019 2.625% 01/11/2022	3135GOU92	AA+	Aaa	01/09/19	01/11/19	59,956,800.00	2.65	481,250.00	59,961,056.40	60,482,040.00
FEDERAL FARM CREDIT BANK NOTES	DTD 01/18/2019 2.600% 01/18/2022	3133EJ5P0	AA+	Aaa	01/16/19	01/18/19	49,957,500.00	2.63	371,944.44	49,961,422.00	50,332,250.00
FANNIE MAE NOTES	DTD 04/12/2019 2.250% 04/12/2022	3135GOV59	AA+	Aaa	04/11/19	04/12/19	74,754,000.00	2.36	89,062.50	74,758,201.50	74,865,600.00
FEDERAL HOME LOAN BANK (CALLABLE) NOTES	DTD 09/26/2017 2.150% 09/26/2022	3130ACF66	AA+	Aaa	01/28/19	01/29/19	24,398,750.00	2.85	52,256.94	24,439,232.25	24,742,225.00
FEDERAL HOME LOAN BANK NOTES (CALLABLE)	DTD 10/26/2018 3.210% 10/26/2022	3130AFAJ6	AA+	Aaa	10/17/18	10/26/18	25,000,000.00	3.21	11,145.83	25,000,000.00	25,261,675.00
FEDERAL HOME LOAN BANK NOTES	DTD 03/01/2018 2.750% 03/10/2023	3130ADRG9	AA+	Aaa	01/07/19	01/09/19	10,042,680.00	2.64	38,958.33	10,039,835.30	10,167,470.00
FANNIE MAE NOTES	DTD 02/08/2019 2.500% 02/05/2024	3135GOV34	AA+	Aaa	02/07/19	02/08/19	99,628,000.00	2.58	576,388.89	99,644,153.00	100,682,900.00
FHLB BONDS	DTD 02/15/2019 2.500% 02/13/2024	3130AFW94	AA+	Aaa	02/14/19	02/15/19	49,823,000.00	2.58	263,888.89	49,830,041.50	50,355,100.00
<b>Security Type Sub-Total</b>							<b>1,880,144,212.96</b>	<b>2.16</b>	<b>8,476,762.44</b>	<b>1,881,303,274.83</b>	<b>1,884,316,356.81</b>
<b>Corporate Note</b>											
MICROSOFT CORP NOTES	DTD 08/08/2016 1.100% 08/08/2019	594918BN3	AAA	Aaa	10/30/18	11/01/18	14,811,990.00	2.76	38,041.67	14,933,969.25	14,943,135.00
MICROSOFT CORP NOTES	DTD 08/08/2016 1.100% 08/08/2019	594918BN3	AAA	Aaa	08/01/16	08/08/16	19,979,400.00	1.14	50,722.22	19,998,123.60	19,924,180.00
WAL-MART STORES INC CORP NOTE	DTD 10/20/2017 1.750% 10/09/2019	931142DY6	AA	Aa2	10/11/17	10/20/17	6,999,860.00	1.75	7,486.11	6,999,965.00	6,970,313.00
MICROSOFT CORP NOTES	DTD 02/06/2017 1.850% 02/06/2020	594918BV5	AAA	Aaa	01/30/17	02/06/17	14,989,950.00	1.87	65,520.83	14,997,389.40	14,923,230.00



## Managed Account Detail of Securities Held

For the Month Ending **April 30, 2019**

SAN BERNARDINO COUNTY - 76990800

Security Type/Description	Dated Date/Coupon/Maturity	CUSIP	S&P Rating	Moody's Rating	Trade Date	Settle Date	Original Cost	YTM at Cost	Accrued Interest	Amortized Cost	Market Value	
<b>Corporate Note</b>												
WAL-MART STORES INC CORP NOTES DTD 06/27/2018 2.850% 06/23/2020		931142EG4	AA	Aa2	06/20/18	06/27/18	9,996,900.00	2.87	101,333.33	9,998,183.30	10,040,060.00	
JOHNSON & JOHNSON CORP NOTE DTD 11/10/2017 1.950% 11/10/2020		478160CH5	AAA	Aaa	11/08/17	11/10/17	2,996,790.00	1.99	27,787.50	2,998,344.60	2,976,804.00	
JPMORGAN CHASE & CO CORP NOTE DTD 02/01/2018 2.604% 02/01/2021		48125LRK0	A+	Aa2	01/15/19	01/17/19	2,729,347.50	2.99	17,902.50	2,732,224.00	2,745,462.50	
EXXON MOBIL CORPORATE (CALLABLE) NOTES DTD 03/03/2016 2.222% 03/01/2021		30231GAV4	AA+	Aaa	11/26/18	11/28/18	4,887,350.00	3.26	18,516.67	4,908,061.10	4,971,680.00	
JPMORGAN CHASE & CO CORP NOTE DTD 04/26/2018 3.086% 04/26/2021		48125LRN4	A+	Aa2	01/15/19	01/17/19	7,474,275.00	3.24	3,214.58	7,477,641.38	7,518,217.50	
WAL-MART STORES INC CORP NOTES DTD 06/27/2018 3.125% 06/23/2021		931142EJ8	AA	Aa2	06/20/18	06/27/18	6,999,650.00	3.13	77,777.78	6,999,732.46	7,087,066.00	
WAL-MART STORES INC CORP NOTES DTD 06/27/2018 3.125% 06/23/2021		931142EJ8	AA	Aa2	06/21/18	06/27/18	10,011,800.00	3.08	111,111.11	10,008,553.10	10,124,380.00	
3M COMPANY DTD 09/14/2018 3.000% 09/14/2021		88579YBA8	AA-	A1	09/11/18	09/14/18	1,995,900.00	3.07	7,833.33	1,996,731.90	2,025,744.00	
3M COMPANY CORP (CALLABLE) NOTES DTD 09/19/2016 1.625% 09/19/2021		88579YAU5	AA-	A1	11/05/18	11/07/18	9,571,200.00	3.20	18,958.33	9,640,997.50	9,795,700.00	
TOYOTA MOTOR CREDIT CORP CORP NOTES DTD 03/18/2019 2.850% 02/18/2022		89236TFU4	AA-	Aa3	03/13/19	03/18/19	10,000,000.00	2.85	34,041.67	10,000,000.00	10,012,150.00	
3M COMPANY BONDS DTD 02/22/2019 2.750% 03/01/2022		88579YBF7	AA-	A1	02/12/19	02/22/19	4,997,650.00	2.77	26,354.17	4,997,801.30	5,037,810.00	
JOHN DEERE CAPITAL CORP DTD 03/07/2019 2.950% 04/01/2022		24422EUT4	A	A2	03/04/19	03/07/19	4,997,600.00	2.97	22,125.00	4,997,730.70	5,043,575.00	
TOYOTA MOTOR CREDIT CORP DTD 04/12/2019 2.650% 04/12/2022		89236TFX8	AA-	Aa3	04/09/19	04/12/19	9,993,700.00	2.67	13,986.11	9,993,807.20	10,022,320.00	
<b>Security Type Sub-Total</b>							<b>143,433,362.50</b>	<b>2.52</b>	<b>642,712.91</b>	<b>143,679,255.79</b>	<b>144,161,827.00</b>	



## Managed Account Detail of Securities Held

For the Month Ending **April 30, 2019**

SAN BERNARDINO COUNTY - 76990800

Security Type/Description	Dated Date/Coupon/Maturity	CUSIP	S&P Rating	Moody's Rating	Trade Date	Settle Date	Original Cost	YTM at Cost	Accrued Interest	Amortized Cost	Market Value	
<b>Commercial Paper</b>												
TOYOTA MOTOR CREDIT CORP COMM PAPER	89233HS13	25,000,000.00	A-1+	P-1	08/08/18	08/09/18	24,523,368.06	2.64	0.00	25,000,000.00	24,998,350.00	
DTD 08/08/2018 0.000% 05/01/2019												
JP MORGAN SECURITIES LLC COMM PAPER	46640OS10	25,000,000.00	A-1	P-1	10/16/18	10/17/18	24,636,583.33	2.71	0.00	25,000,000.00	24,998,300.00	
DTD 10/16/2018 0.000% 05/01/2019												
NATIXIS NY BRANCH COMM PAPER	63873KS16	30,000,000.00	A-1	P-1	04/25/19	04/25/19	29,988,000.00	2.40	0.00	30,000,000.00	29,997,990.00	
DTD 11/01/2018 0.000% 05/01/2019												
NATIXIS NY BRANCH COMM PAPER	63873KS16	203,000,000.00	A-1	P-1	04/30/19	04/30/19	202,986,466.67	2.40	0.00	203,000,000.00	202,986,399.00	
DTD 11/01/2018 0.000% 05/01/2019												
CREDIT AGRICOLE CIB NY COMM PAPER	22533US20	30,000,000.00	A-1	P-1	01/28/19	01/29/19	29,798,500.00	2.62	0.00	29,997,833.40	29,995,980.00	
-- 0.000% 05/02/2019												
MUFG BANK LTD/NY COMM PAPER	62479MS87	35,000,000.00	A-1	P-1	04/09/19	04/09/19	34,930,359.72	2.47	0.00	34,983,190.20	34,981,450.00	
DTD 09/28/2018 0.000% 05/08/2019												
MUFG BANK LTD/NY COMM PAPER	62479MS95	35,000,000.00	A-1	P-1	04/09/19	04/09/19	34,927,958.33	2.48	0.00	34,980,788.85	34,979,140.00	
DTD 01/09/2019 0.000% 05/09/2019												
MUFG BANK LTD/NY COMM PAPER	62479MSL8	35,000,000.00	A-1	P-1	04/25/19	04/25/19	34,940,208.33	2.46	0.00	34,954,558.45	34,952,960.00	
DTD 09/26/2018 0.000% 05/20/2019												
MUFG BANK LTD/NY COMM PAPER	62479MSN4	35,000,000.00	A-1	P-1	04/23/19	04/24/19	34,932,488.89	2.48	0.00	34,949,366.55	34,948,130.00	
-- 0.000% 05/22/2019												
MUFG BANK LTD/NY COMM PAPER	62479MSP9	25,000,000.00	A-1	P-1	04/25/19	04/25/19	24,951,972.22	2.47	0.00	24,962,264.00	24,961,225.00	
DTD 11/29/2018 0.000% 05/23/2019												
TOYOTA MOTOR CREDIT CORP COMM PAPER	89233HSP0	50,000,000.00	A-1+	P-1	01/24/19	01/25/19	49,567,333.33	2.66	0.00	49,919,333.50	49,923,150.00	
DTD 11/09/2018 0.000% 05/23/2019												
EXXON MOBIL CORP COMM PAPER	30229BSP3	50,000,000.00	A-1+	P-1	03/07/19	03/08/19	49,738,222.22	2.49	0.00	49,924,222.00	49,922,750.00	
-- 0.000% 05/23/2019												
BNP PARIBAS NY BRANCH COMM PAPER	09659CSW9	50,000,000.00	A-1	P-1	01/03/19	01/03/19	49,442,625.00	2.76	0.00	49,890,041.50	49,897,100.00	
-- 0.000% 05/30/2019												



## Managed Account Detail of Securities Held

For the Month Ending **April 30, 2019**

**SAN BERNARDINO COUNTY - 76990800**

Security Type/Description	Dated Date/Coupon/Maturity	CUSIP	S&P Rating	Moody's Rating	Trade Date	Settle Date	Original Cost	YTM at Cost	Accrued Interest	Amortized Cost	Market Value
<b>Commercial Paper</b>											
CREDIT AGRICOLE CIB NY COMM PAPER	DTD 12/03/2018 0.000% 06/03/2019	22533UT37	A-1	P-1	03/11/19	03/11/19	49,710,666.67	2.49	0.00	49,886,333.50	49,885,700.00
AMERICAN HONDA FINANCE COMM PAPER	DTD 03/21/2019 0.000% 06/19/2019	02665KTK3	A-1	P-1	03/21/19	03/22/19	34,781,084.72	2.55	0.00	34,879,473.65	34,879,460.00
BNP PARIBAS NY BRANCH COMM PAPER	DTD 10/29/2018 0.000% 07/01/2019	09659CU14	A-1	P-1	03/12/19	03/12/19	49,611,500.00	2.54	0.00	49,786,500.00	49,786,200.00
CREDIT AGRICOLE CIB NY COMM PAPER	-- 0.000% 07/08/2019	22533UU84	A-1	P-1	04/04/19	04/04/19	44,705,500.00	2.50	0.00	44,789,200.20	44,789,895.00
BNP PARIBAS NY BRANCH COMM PAPER	-- 0.000% 07/15/2019	09659CUF3	A-1	P-1	03/27/19	03/27/19	24,807,500.00	2.54	0.00	24,868,750.00	24,867,675.00
EXXON MOBIL CORP COMM PAPER	-- 0.000% 07/17/2019	30229BUH8	A-1+	P-1	04/01/19	04/02/19	34,743,391.67	2.51	0.00	34,813,595.95	34,814,045.00
COOPERATIVE RABOBANK U.A. COMM PAPER	-- 0.000% 07/31/2019	21687BUX7	A-1	P-1	12/11/18	12/12/18	49,101,666.67	2.85	0.00	49,646,111.00	49,677,850.00
TOYOTA MOTOR CREDIT CORP COMM PAPER	-- 0.000% 08/01/2019	89233HV19	A-1+	P-1	01/31/19	02/01/19	24,665,652.78	2.70	0.00	24,830,055.50	24,839,775.00
BNP PARIBAS NY BRANCH COMM PAPER	-- 0.000% 08/01/2019	09659CV13	A-1	P-1	02/05/19	02/05/19	24,676,729.17	2.66	0.00	24,831,972.25	24,836,550.00
EXXON MOBIL CORP COMM PAPER	-- 0.000% 08/01/2019	30229BV12	A-1+	P-1	04/16/19	04/17/19	24,818,180.56	2.49	0.00	24,842,194.50	24,840,925.00
JP MORGAN SECURITIES LLC COMM PAPER	DTD 11/06/2018 0.000% 08/01/2019	46640QV16	A-1	P-1	01/03/19	01/03/19	49,148,333.33	2.97	0.00	49,626,889.00	49,662,600.00
TOYOTA MOTOR CREDIT CORP COMM PAPER	DTD 12/19/2018 0.000% 08/07/2019	89233HV76	A-1+	P-1	04/26/19	04/29/19	39,724,444.44	2.50	0.00	39,729,955.60	39,726,880.00
TOYOTA MOTOR CREDIT CORP COMM PAPER	DTD 02/01/2019 0.000% 09/03/2019	89233HW34	A-1+	P-1	03/06/19	03/06/19	24,676,965.28	2.60	0.00	24,776,909.75	24,781,775.00



## Managed Account Detail of Securities Held

For the Month Ending **April 30, 2019**

SAN BERNARDINO COUNTY - 76990800

Security Type/Description	Dated Date/Coupon/Maturity	CUSIP	S&P Rating	Moody's Rating	Trade Date	Settle Date	Original Cost	YTM at Cost	Accrued Interest	Amortized Cost	Market Value
<b>Commercial Paper</b>											
JP MORGAN SECURITIES LLC COMM PAPER	466400X14	466400X14	A-1	P-1	04/03/19	04/03/19	24,679,479.17	2.58	0.00	24,729,062.50	24,718,625.00
DTD 04/02/2019 0.000% 10/01/2019											
TOYOTA MOTOR CREDIT CORP COMM PAPER	89233HY16	89233HY16	A-1+	P-1	04/15/19	04/16/19	24,648,986.11	2.58	0.00	24,675,444.50	24,674,975.00
DTD 02/20/2019 0.000% 11/01/2019											
<b>Security Type Sub-Total</b>							<b>1,149,864,166.67</b>	<b>2.56</b>	<b>0.00</b>	<b>1,154,274,046.35</b>	<b>1,154,325,854.00</b>
<b>Certificate of Deposit</b>											
BANK OF NOVA SCOTIA HOUSTON FLT CD	06417GR34	06417GR34	A-1	P-1	03/28/18	03/29/18	25,000,000.00	2.62	184,566.84	25,000,000.00	25,000,000.00
DTD 03/29/2018 2.986% 05/01/2019											
BANK OF AMERICA NA CERT DEPOS	06052TB90	06052TB90	A-1	P-1	09/18/18	09/19/18	25,000,000.00	2.60	404,444.44	25,000,000.00	25,000,077.50
DTD 09/19/2018 2.600% 05/01/2019											
TORONTO DOMINION BANK NY CERT DEPOS	89114MYK7	89114MYK7	A-1+	P-1	03/20/19	03/21/19	25,000,000.00	2.48	72,333.33	25,000,000.00	25,000,022.50
DTD 03/20/2019 2.480% 05/01/2019											
US BANK NATL ASSOC CERT DEPOS	90333VH52	90333VH52	A-1+	P-1	01/28/19	01/29/19	40,000,000.00	2.64	269,866.67	40,000,000.00	40,002,344.00
DTD 01/29/2019 2.640% 05/07/2019											
BMO HARRIS BANK NA CERT DEPOS	05574BKJ8	05574BKJ8	A-1	P-1	03/04/19	03/05/19	25,000,000.00	2.54	100,541.67	25,000,000.00	25,001,672.50
DTD 03/05/2019 2.540% 05/30/2019											
SWEDBANK NY CERT DEPOS	87019VUH8	87019VUH8	A-1+	P-1	01/08/19	01/09/19	50,000,000.00	2.74	426,222.22	50,000,000.00	50,018,090.00
DTD 01/09/2019 2.740% 05/30/2019											
NORDEA BANK AB NEW YORK CERT DEPOS	65558TFK6	65558TFK6	A-1+	P-1	03/11/19	03/11/19	60,000,000.00	2.51	213,350.00	60,000,000.00	60,001,254.00
DTD 03/11/2019 2.510% 05/30/2019											
BANK OF MONTREAL CHICAGO FLOATING CD	06371E5T0	06371E5T0	A-1	P-1	05/10/18	05/11/18	25,000,000.00	2.28	55,287.95	25,000,000.00	25,000,750.00
DTD 05/11/2018 2.833% 06/03/2019											
BANK OF MONTREAL CHICAGO FLOATING CD	06371E7H4	06371E7H4	A-1	P-1	06/04/18	06/05/18	25,000,000.00	2.34	54,315.72	25,000,000.00	24,999,750.00
DTD 06/05/2018 2.783% 06/03/2019											



## Managed Account Detail of Securities Held

For the Month Ending **April 30, 2019**

SAN BERNARDINO COUNTY - 76990800

Security Type/Description	Dated Date/Coupon/Maturity	CUSIP	S&P Rating	Moody's Rating	Trade Date	Settle Date	Original Cost	YTM at Cost	Accrued Interest	Amortized Cost	Market Value
<b>Certificate of Deposit</b>											
ROYAL BANK OF CANADA NY FLT CERT DEPOS	78012UDY8	25,000,000.00	A-1+	P-1	06/04/18	06/05/18	25,000,000.00	2.34	54,315.72	25,000,000.00	25,003,000.00
DTD 06/05/2018 2.783% 06/03/2019											
WESTPAC BANKING CORP NY FLOAT CERT DEPOS	96121T7M4	25,000,000.00	A-1+	P-1	06/05/18	06/06/18	25,000,000.00	2.33	53,926.83	25,000,000.00	24,999,750.00
DTD 06/06/2018 2.763% 06/03/2019											
TORONTO DOMINION BANK NY FLT CERT DEPOS	89113X2H6	25,000,000.00	A-1+	P-1	06/06/18	06/07/18	25,000,000.00	2.35	53,926.83	25,000,000.00	25,003,000.00
DTD 06/07/2018 2.773% 06/03/2019											
COMMONWEALTH BANK OF AUSTRALIA NY FLT CD	20271EOE2	25,000,000.00	A-1+	P-1	12/11/18	12/12/18	25,000,000.00	2.73	44,139.24	25,000,000.00	25,008,075.00
DTD 12/12/2018 2.764% 06/07/2019											
<b>ROYAL BANK OF CANADA NY CERT DEPOS</b>	<b>78012UGL3</b>	<b>50,000,000.00</b>	<b>A-1+</b>	<b>P-1</b>	<b>04/29/19</b>	<b>05/01/19</b>	<b>50,011,050.00</b>	<b>2.60</b>	<b>133,494.00</b>	<b>50,011,050.00</b>	<b>50,005,550.00</b>
<b>DTD 08/29/2018 2.670% 06/26/2019</b>											
ROYAL BANK OF CANADA NY FLT CERT DEPOS	78012UDZ5	25,000,000.00	A-1+	P-1	06/04/18	06/05/18	25,000,000.00	2.33	58,781.25	25,000,000.00	25,005,000.00
DTD 06/05/2018 2.806% 07/01/2019											
BANK OF NOVA SCOTIA HOUSTON FLT CD	06417GT99	25,000,000.00	A-1	P-1	06/05/18	06/06/18	25,000,000.00	2.36	58,781.25	25,000,000.00	25,000,000.00
DTD 06/06/2018 2.806% 07/01/2019											
TORONTO DOMINION BANK NY FLT CERT DEPOS	89113X2J2	25,000,000.00	A-1+	P-1	06/06/18	06/07/18	25,000,000.00	2.34	58,156.25	25,000,000.00	24,998,875.00
DTD 06/07/2018 2.776% 07/01/2019											
SVENSKA HANDELSBANKEN NY FLOATING CD	86958JH85	50,000,000.00	A-1+	P-1	06/05/18	06/06/18	50,000,000.00	2.32	115,895.83	50,000,000.00	50,016,000.00
DTD 06/06/2018 2.766% 07/01/2019											
TORONTO DOMINION BANK NY CERT DEPOS	89114MZT7	35,000,000.00	A-1+	P-1	04/03/19	04/03/19	35,000,000.00	2.56	69,688.89	35,000,000.00	35,003,251.50
DTD 04/03/2019 2.560% 07/03/2019											





## Managed Account Detail of Securities Held

For the Month Ending April 30, 2019

SAN BERNARDINO COUNTY - 76990800

Security Type/Description	Dated Date/Coupon/Maturity	CUSIP	S&P Rating	Moody's Rating	Trade Date	Settle Date	Original Cost	YTM at Cost	Accrued Interest	Amortized Cost	Market Value
<b>Certificate of Deposit</b>											
SWEDBANK NY CERT DEPOS	DTD 03/27/2019 2.500% 07/25/2019	87019VWM5	A-1+	P-1	03/26/19	03/27/19	25,000,000.00	2.50	60,763.89	25,000,000.00	24,993,273.75
SVENSKA HANDELSBANKEN NY CERT DEPOS	DTD 03/27/2019 2.520% 07/25/2019	8695816E4	A-1+	P-1	03/26/19	03/27/19	25,000,000.00	2.52	61,250.00	25,000,000.00	24,995,622.50
ROYAL BANK OF CANADA NY CERT DEPOS	DTD 01/29/2019 2.690% 08/01/2019	78012JULW3	A-1+	P-1	01/29/19	01/29/19	25,000,000.00	2.69	171,861.11	25,000,000.00	25,007,820.00
TORONTO DOMINION BANK NY CERT DEPOS	DTD 03/21/2019 2.555% 08/01/2019	89114MYN1	A-1+	P-1	03/21/19	03/21/19	25,000,000.00	2.56	72,746.53	25,000,000.00	24,998,693.50
NORDEA BANK AB NEW YORK CERT DEPOS	DTD 01/29/2019 2.670% 08/01/2019	65558TDL6	A-1+	P-1	01/29/19	01/29/19	50,000,000.00	2.67	341,166.67	50,000,000.00	50,013,090.00
US BANK NA CINCINNATI CERT DEPOS	DTD 09/05/2018 2.720% 09/03/2019	90333VYO7	A-1+	P-1	09/04/18	09/05/18	25,000,000.00	2.72	449,555.56	25,000,000.00	25,009,437.50
ROYAL BANK OF CANADA NY CERT DEPOS	DTD 03/07/2019 2.610% 09/03/2019	78012JUMF9	A-1+	P-1	03/06/19	03/07/19	25,000,000.00	2.61	99,687.50	25,000,000.00	25,004,242.50
SVENSKA HANDELSBANKEN NY CERT DEPOS	DTD 03/04/2019 2.610% 09/03/2019	8695815S4	A-1+	P-1	03/04/19	03/04/19	50,000,000.00	2.61	210,250.00	50,000,000.00	50,008,105.00
SVENSKA HANDELSBANKEN NY CERT DEPOS	DTD 04/16/2019 2.560% 10/01/2019	8695816V6	A-1+	P-1	04/16/19	04/16/19	25,000,000.00	2.56	26,666.67	25,000,000.00	24,995,262.50
NORDEA BANK ABP NEW YORK CERT DEPOS	DTD 04/15/2019 2.550% 10/01/2019	65558TGP4	A-1+	P-1	04/15/19	04/15/19	50,000,000.00	2.55	56,666.67	50,000,000.00	49,986,195.00
TORONTO DOMINION BANK NY CERT DEPOS	DTD 10/19/2018 3.000% 11/01/2019	89114MJN8	A-1+	P-1	10/18/18	10/19/18	25,000,000.00	3.00	400,000.00	25,000,000.00	25,051,600.00
COOPERATIEVE RABOBANK U.A. CERT DEPOS	DTD 01/09/2019 2.860% 01/02/2020	21685V7E3	A-1	P-1	01/08/19	01/09/19	25,000,000.00	2.86	222,444.44	25,000,000.00	25,041,655.00
<b>Security Type Sub-Total</b>							<b>985,011,050.00</b>	<b>2.55</b>	<b>4,655,093.97</b>	<b>985,011,050.00</b>	<b>985,171,459.25</b>



## Managed Account Detail of Securities Held

For the Month Ending **April 30, 2019**

SAN BERNARDINO COUNTY - 76990800

Security Type/Description	Dated Date/Coupon/Maturity	CUSIP	S&P Rating	Moody's Rating	Trade Date	Settle Date	Original Cost	YTM at Cost	Accrued Interest	Amortized Cost	Market Value
<b>Bank Note</b>											
US BANK NA CINCINNATI CALLABLE BANK NOTE	07/24/2018 3.050%	90331HNU3	AA-	A1	07/20/18	07/24/18	9,995,200.00	3.07	82,180.56	9,997,014.30	10,058,710.00
US BANK NA CALLABLE BANK NOTE	10/24/2017 2.050%	90331HNG4	AA-	A1	10/19/17	10/24/17	39,992,000.00	2.06	18,222.22	39,995,988.80	39,697,160.00
JPMORGAN CHASE & CO FLT BK NT (CALLABLE)	02/19/2019 3.053%	48125LRS3	A+	Aa2	02/12/19	02/19/19	10,000,000.00	3.11	60,209.58	10,000,000.00	10,011,400.00
US BANK NA CINCINNATI CALLABLE BANK NOTE	04/26/2018 3.150%	90331HNP4	AA-	A1	04/24/18	04/26/18	14,999,100.00	3.15	6,562.50	14,999,394.75	15,148,245.00
US BANK BANK NOTE (CALLABLE)	11/16/2018 3.450%	90331HNX7	AA-	A1	11/13/18	11/16/18	9,986,200.00	3.50	158,125.00	9,988,218.00	10,227,660.00
<b>Security Type Sub-Total</b>							<b>84,972,500.00</b>	<b>2.67</b>	<b>325,299.86</b>	<b>84,980,615.85</b>	<b>85,143,175.00</b>
<b>Asset-Backed Security</b>											
HAROT 2019-1 A2	02/27/2019 2.750%	43814WAB1	AAA	NR	02/19/19	02/27/19	6,499,581.40	2.75	6,454.86	6,499,609.03	6,508,128.90
TAOT 2019-A A2A	02/13/2019 2.830%	89239AAB9	AAA	Aaa	02/05/19	02/13/19	3,999,636.80	2.84	5,031.11	3,999,666.32	4,006,903.20
JDOT 2019-A A2	03/13/2019 2.850%	47789JAB2	NR	Aaa	03/05/19	03/13/19	5,499,749.20	2.85	6,966.67	5,499,760.92	5,512,048.30
<b>TAOT 2019-B A2A</b>	<b>05/08/2019 2.590%</b>	<b>89239JAB0</b>	<b>AAA</b>	<b>Aaa</b>	<b>04/30/19</b>	<b>05/08/19</b>	<b>11,499,875.80</b>	<b>2.59</b>	<b>0.00</b>	<b>11,499,875.80</b>	<b>11,499,875.80</b>
HAROT 2019-1 A3	02/27/2019 2.830%	43814WAC9	AAA	NR	02/19/19	02/27/19	3,999,892.80	2.83	4,087.78	3,999,898.96	4,026,750.80
JDOT 2019-A A3	03/13/2019 2.910%	47789JAD8	NR	Aaa	03/05/19	03/13/19	4,499,446.95	2.92	5,820.00	4,499,461.98	4,536,555.30



## Managed Account Detail of Securities Held

For the Month Ending **April 30, 2019**

SAN BERNARDINO COUNTY - 76990800

Security Type/Description	Dated Date/Coupon/Maturity	CUSIP	S&P Rating	Moody's Rating	Trade Date	Settle Date	Original Cost	YTM at Cost	Accrued Interest	Amortized Cost	Market Value
<b>Asset-Backed Security</b>											
TAOT 2019-A A3	DTD 02/13/2019 2.910% 07/15/2023	89239AAD5	AAA	Aaa	02/05/19	02/13/19	7,998,542.40	2.92	10,346.67	7,998,614.00	8,062,064.80
<b>TAOT 2019-B A3</b>	<b>DTD 05/08/2019 2.570% 08/15/2023</b>	<b>89239JAD6</b>	<b>AAA</b>	<b>Aaa</b>	<b>04/30/19</b>	<b>05/08/19</b>	<b>4,999,202.50</b>	<b>2.58</b>	<b>0.00</b>	<b>4,999,202.50</b>	<b>4,999,202.50</b>
<b>Security Type Sub-Total</b>							<b>48,995,927.85</b>	<b>2.76</b>	<b>38,707.09</b>	<b>48,996,089.51</b>	<b>49,151,529.60</b>
<b>Managed Account Sub-Total</b>							<b>7,535,110,538.83</b>	<b>2.25</b>	<b>25,455,648.05</b>	<b>7,548,961,962.43</b>	<b>7,548,939,696.66</b>
<b>Securities Sub-Total</b>							<b>\$7,535,110,538.83</b>	<b>2.25%</b>	<b>\$25,455,648.05</b>	<b>\$7,548,961,962.43</b>	<b>\$7,548,939,696.66</b>
<b>Accrued Interest</b>										<b>\$25,455,648.05</b>	

### Total Investments

**\$7,574,395,344.71**

Bolded items are forward settling trades.



## Managed Account Fair Market Value & Analytics

For the Month Ending **April 30, 2019**

SAN BERNARDINO COUNTY - 76990800

Security Type/Description	Dated Date/Coupon/Maturity	CUSIP	Par	Broker	Next Call Date	Market Price	Market Value	Unreal G/L On Cost	Unreal G/L Amort Cost	Effective Duration	Duration to Worst at Mkt	YTM
U.S. Treasury Bond / Note												
US TREASURY NOTES	DTD 05/31/2017 1.250% 05/31/2019	912828XS4	25,000,000.00	BARCLAYS		99.90	24,975,900.00	(1,639.06)	(23,147.75)	0.09	0.09	2.37
US TREASURY NOTES	DTD 05/31/2017 1.250% 05/31/2019	912828XS4	25,000,000.00	JEFFERIE		99.90	24,975,900.00	41,229.69	(20,864.75)	0.09	0.09	2.37
US TREASURY NOTES	DTD 05/31/2012 1.125% 05/31/2019	912828SX9	50,000,000.00	BNP		99.89	49,946,700.00	145,918.75	(45,669.50)	0.09	0.09	2.37
US TREASURY NOTES	DTD 06/15/2016 0.875% 06/15/2019	912828R85	25,000,000.00	TD SEC U		99.81	24,951,850.00	291,693.75	(30,993.00)	0.13	0.13	2.40
US TREASURY NOTES	DTD 07/02/2012 1.000% 06/30/2019	912828TC4	50,000,000.00	DAIWA		99.76	49,879,650.00	248,790.62	(92,938.50)	0.17	0.17	2.43
US TREASURY NOTES	DTD 06/30/2014 1.625% 06/30/2019	912828WS5	50,000,000.00	TD		99.86	49,930,800.00	(313,340.63)	(89,641.50)	0.17	0.17	2.44
US TREASURY NOTES	DTD 06/30/2014 1.625% 06/30/2019	912828WS5	50,000,000.00	BMO		99.86	49,930,800.00	(280,137.50)	(86,988.00)	0.17	0.17	2.44
US TREASURY N/B NOTES	DTD 06/30/2017 1.250% 06/30/2019	912828XV7	50,000,000.00	DEUTSCHE		99.80	49,900,100.00	329,787.50	(53,087.50)	0.17	0.17	2.43
US TREASURY NOTES	DTD 09/15/2016 0.875% 09/15/2019	9128282G4	25,000,000.00	BARCLAYS		99.41	24,852,550.00	130,870.31	(94,652.75)	0.37	0.37	2.46
US TREASURY NOTES	DTD 10/31/2014 1.500% 10/31/2019	912828F62	25,000,000.00	MERRILL		99.53	24,882,800.00	(85,950.00)	(111,691.50)	0.49	0.49	2.45
US TREASURY NOTES	DTD 10/31/2014 1.500% 10/31/2019	912828F62	25,000,000.00	DAIWA		99.53	24,882,800.00	(16,614.06)	(91,288.50)	0.49	0.49	2.45
US TREASURY NOTES	DTD 11/30/2012 1.000% 11/30/2019	912828UB4	25,000,000.00	BMO		99.16	24,791,025.00	(109,365.63)	(189,660.50)	0.58	0.58	2.45
US TREASURY NOTES	DTD 12/15/2016 1.375% 12/15/2019	912828U73	25,000,000.00	SOC GEN		99.34	24,834,950.00	(113,292.19)	(150,365.00)	0.62	0.62	2.44
US TREASURY N/B NOTES	DTD 01/17/2017 1.375% 01/15/2020	912828V31	50,000,000.00	MORGANST		99.26	49,628,900.00	251,946.87	(147,827.50)	0.70	0.70	2.43
US TREASURY NOTES	DTD 02/15/2017 1.375% 02/15/2020	912828W22	50,000,000.00	BARCLAYS		99.19	49,595,700.00	257,809.37	(149,117.00)	0.78	0.78	2.41
US TREASURY NOTES	DTD 03/02/2015 1.375% 02/29/2020	912828J50	25,000,000.00	BNP DIR		99.14	24,784,175.00	(74,223.44)	(176,866.00)	0.82	0.82	2.43
US TREASURY NOTES	DTD 04/30/2015 1.375% 04/30/2020	912828K58	50,000,000.00	MORGANST		98.98	49,490,250.00	(185,531.25)	(410,285.50)	0.98	0.98	2.41



## Managed Account Fair Market Value & Analytics

For the Month Ending **April 30, 2019**

SAN BERNARDINO COUNTY - 76990800

Security Type/Description	Dated Date/Coupon/Maturity	CUSIP	Par	Broker	Next Call Date	Market Price	Market Value	Unreal G/L On Cost	Unreal G/L Amort Cost	Effective Duration	Duration to Worst at Mkt	YTM
U.S. Treasury Bond / Note												
US TREASURY NOTES	DTD 04/30/2013 1.125% 04/30/2020	912828VA5	50,000,000.00	BMO		98.76	49,378,900.00	558,587.50	(89,609.00)	0.99	0.99	2.39
US TREASURY NOTES	DTD 05/31/2013 1.375% 05/31/2020	912828VF4	50,000,000.00	MORGAN_S		98.92	49,459,000.00	449,234.37	(41,977.50)	1.06	1.06	2.39
US TREASURY NOTES	DTD 06/01/2015 1.500% 05/31/2020	912828XE5	50,000,000.00	BNY		99.05	49,525,400.00	558,603.12	65,290.50	1.06	1.06	2.39
US TREASURY NOTES	DTD 07/01/2013 1.875% 06/30/2020	912828VJ6	50,000,000.00	JEFFERIE		99.43	49,712,900.00	201,181.25	(32,208.00)	1.14	1.14	2.38
US TREASURY NOTES	DTD 07/01/2013 1.875% 06/30/2020	912828VJ6	50,000,000.00	JPM		99.43	49,712,900.00	414,071.87	92,126.00	1.14	1.14	2.38
US TREASURY NOTES	DTD 07/31/2013 2.000% 07/31/2020	912828VP2	50,000,000.00	BK AMER		99.56	49,781,250.00	376,953.12	113,905.00	1.22	1.22	2.35
US TREASURY NOTES	DTD 08/16/2010 2.625% 08/15/2020	912828NT3	25,000,000.00	BNP DIR		100.36	25,088,875.00	(632,804.69)	(172,023.50)	1.26	1.26	2.34
UNITED STATES TREASURY NOTES	DTD 08/31/2018 2.625% 08/31/2020	9128284Y3	50,000,000.00	BK AMER		100.36	50,177,750.00	209,000.00	201,613.00	1.30	1.30	2.35
US TREASURY NOTES	DTD 09/30/2015 1.375% 09/30/2020	912828L65	50,000,000.00	BNP DIR		98.67	49,335,950.00	447,278.12	224,320.00	1.39	1.39	2.33
US TREASURY NOTES	DTD 10/31/2013 1.750% 10/31/2020	912828WC0	50,000,000.00	BARCLAYS		99.16	49,580,100.00	(415,993.75)	(417,959.00)	1.47	1.47	2.32
US TREASURY NOTES	DTD 11/30/2015 1.625% 11/30/2020	912828M98	25,000,000.00	BARCLAYS		98.92	24,729,500.00	(26,359.38)	(170,391.00)	1.54	1.54	2.32
US TREASURY N/B NOTES	DTD 02/15/2018 2.250% 02/15/2021	9128283X6	50,000,000.00	INTC		99.91	49,957,050.00	169,940.62	156,559.00	1.74	1.74	2.30
US TREASURY N/B NOTES	DTD 02/15/2018 2.250% 02/15/2021	9128283X6	75,000,000.00	FTN		99.91	74,935,575.00	11,746.87	7,647.75	1.74	1.74	2.30
US TREASURY NOTES	DTD 02/29/2016 1.125% 02/28/2021	912828P87	25,000,000.00	BARCLAYS		97.91	24,478,525.00	104,501.56	(163,977.50)	1.80	1.80	2.29
US TREASURY NOTES	DTD 05/31/2016 1.375% 05/31/2021	912828R77	25,000,000.00	RBC CAP		98.18	24,543,950.00	208,989.06	(137,053.50)	2.03	2.03	2.28
US TREASURY NOTES	DTD 06/02/2014 2.000% 05/31/2021	912828WN6	50,000,000.00	BARCLAYS		99.46	49,728,500.00	(718,765.63)	(483,562.00)	2.01	2.01	2.27
US TREASURY NOTES	DTD 07/31/2014 2.250% 07/31/2021	912828WY2	100,000,000.00	MORGANST		99.97	99,968,800.00	43,018.75	42,914.00	2.17	2.17	2.26



## Managed Account Fair Market Value & Analytics

For the Month Ending **April 30, 2019**

SAN BERNARDINO COUNTY - 76990800

Security Type/Description	Dated Date/Coupon/Maturity	CUSIP	Par	Broker	Next Call Date	Market Price	Market Value	Unreal G/L On Cost	Unreal G/L Amort Cost	Effective Duration	Duration to Worst at Mkt	YTM
<b>U.S. Treasury Bond / Note</b>												
US TREASURY NOTES	DTD 09/30/2016 1.125% 09/30/2021	912828T34	25,000,000.00	MIZUHO		97.41	24,352,550.00	154,307.81	(135,236.50)	2.36	2.36	2.23
US TREASURY NOTES	DTD 12/01/2014 1.875% 11/30/2021	912828G53	25,000,000.00	BMO		99.07	24,768,550.00	34,175.00	(89,322.25)	2.49	2.49	2.25
US TREASURY NOTES	DTD 02/02/2015 1.500% 01/31/2022	912828H86	50,000,000.00	TD SEC U		98.02	49,009,750.00	230,453.12	(297,791.50)	2.67	2.67	2.25
US TREASURY N/B NOTES	DTD 02/28/2017 1.875% 02/28/2022	912828W55	25,000,000.00	CITIGRP		98.98	24,744,150.00	(79,092.19)	(136,580.25)	2.73	2.73	2.25
US TREASURY NOTES	DTD 07/31/2017 1.875% 07/31/2022	912828P4	100,000,000.00	RBC		98.84	98,835,900.00	89,806.25	88,764.00	3.12	3.12	2.25
US TREASURY N/B NOTES	DTD 11/02/2015 1.875% 10/31/2022	912828M49	25,000,000.00	BMO_DIR		98.73	24,681,650.00	(57,607.81)	(130,292.25)	3.37	3.37	2.26
US TREASURY N/B NOTES	DTD 05/31/2016 1.625% 05/31/2023	912828R69	50,000,000.00	DEUTSCHE		97.48	48,742,200.00	83,996.87	64,268.00	3.90	3.90	2.27
US TREASURY NOTES	DTD 06/30/2016 1.375% 06/30/2023	912828S35	50,000,000.00	WELLSFAR		96.46	48,230,450.00	107,403.12	75,738.00	4.00	4.00	2.27
US TREASURY N/B NOTES	DTD 07/02/2018 2.625% 06/30/2023	9128284U1	50,000,000.00	SOC GEN		101.41	50,703,100.00	68,334.37	77,193.50	3.90	3.90	2.27
US TREASURY NOTES	DTD 06/30/2016 1.375% 06/30/2023	912828S35	100,000,000.00	SOC GEN		96.46	96,460,900.00	425,743.75	388,320.00	4.00	4.00	2.27
US TREASURY NOTES	DTD 08/01/2016 1.250% 07/31/2023	912828S92	100,000,000.00	BNP		95.88	95,875,000.00	(390,625.00)	(468,108.00)	4.09	4.09	2.27
US TREASURY NOTES	DTD 08/31/2016 1.375% 08/31/2023	912828D1	100,000,000.00	MORGANST		96.30	96,304,700.00	(257,800.00)	(324,614.00)	4.16	4.16	2.27
<b>Security Type Sub-Total</b>			<b>2,150,000,000.00</b>				<b>2,125,038,675.00</b>	<b>2,886,231.15</b>	<b>(3,657,131.75)</b>	<b>1.86</b>	<b>1.86</b>	<b>2.33</b>

### Supra-National Agency Bond / Note

INTER-AMERICAN DEVELOPMENT BANK	DTD 04/12/2016 1.000% 05/13/2019	458182DX7	25,000,000.00	BNP DIR		99.93	24,982,900.00	140,025.00	(15,305.00)	0.04	0.04	2.88
INTER-AMERICAN DEVELOPMENT BANK	DTD 04/12/2016 1.000% 05/13/2019	458182DX7	100,000,000.00	BMO		99.93	99,931,600.00	231,600.00	(65,111.00)	0.04	0.04	2.88
INTL BANK OF RECON AND DEV	DTD 01/25/2016 1.430% 07/25/2019	45905UUV4	50,000,000.00	TOR DOM		99.69	49,844,500.00	(155,500.00)	(155,500.00)	0.23	0.23	2.75



## Managed Account Fair Market Value & Analytics

For the Month Ending **April 30, 2019**

**SAN BERNARDINO COUNTY - 76990800**

Security Type/Description	Dated Date/Coupon/Maturity	CUSIP	Par	Broker	Next Call Date	Market Price	Market Value	Unreal G/L On Cost	Unreal G/L Amort Cost	Effective Duration	Duration to Worst at Mkt	YTM
<b>Supra-National Agency Bond / Note</b>												
INTL BANK OF RECON AND DEV GLOBAL NOTES		459058EV1	25,000,000.00	BARCLAYS		99.69	24,922,425.00	43,175.00	(69,245.25)	0.24	0.24	2.55
DTD 01/28/2016 1.250% 07/26/2019												
INTL BANK OF RECON AND DEV SN NOTE		459058FK4	50,000,000.00	TOR DOM		99.51	49,757,350.00	(150,150.00)	(233,887.00)	0.29	0.29	2.55
DTD 07/13/2016 0.875% 08/15/2019												
INTER-AMERICAN DEVELOPMENT BANK		4581XOCR7	25,000,000.00	DEUTSCHE		99.41	24,851,475.00	200,475.00	(106,176.25)	0.45	0.45	2.56
DTD 10/15/2015 1.250% 10/15/2019												
INTER-AMERICAN DEVELOPMENT BANK		4581XOCR7	25,000,000.00	TOR DOM		99.41	24,851,475.00	105,475.00	(115,321.75)	0.45	0.45	2.56
DTD 10/15/2015 1.250% 10/15/2019												
INTL BANK OF RECON AND DEV GLOBAL NOTES		459058FS7	50,000,000.00	CITIGRP		99.19	49,592,500.00	(302,000.00)	(387,611.00)	0.56	0.56	2.56
DTD 10/27/2016 1.125% 11/27/2019												
INTL BANK OF RECON AND DEV GLOBAL		459058FA6	25,000,000.00	TOR DOM		99.00	24,751,200.00	(172,300.00)	(230,934.25)	0.90	0.90	2.48
DTD 03/30/2016 1.375% 03/30/2020												
INTL BK RECON & DEVELOP NOTES		459058FZ1	25,000,000.00	BNP		99.47	24,866,625.00	(111,625.00)	(126,330.50)	0.96	0.96	2.43
DTD 03/21/2017 1.875% 04/21/2020												
INTER-AMERICAN DEVEL BK NOTE		4581XOCX4	25,000,000.00	RBC		99.15	24,788,700.00	(152,050.00)	(191,112.50)	1.01	1.01	2.46
DTD 04/12/2017 1.625% 05/12/2020												
INTL BANK OF RECON AND DEV GLOBAL NOTES		459058GA5	25,000,000.00	JPMCHASE		99.04	24,760,000.00	(234,750.00)	(237,621.75)	1.32	1.32	2.35
DTD 08/29/2017 1.625% 09/04/2020												
INTERNATIONAL FINANCE CORPORATION		459050KCM0	25,000,000.00	BK AMER		99.77	24,943,250.00	16,750.00	(13,673.25)	1.68	1.68	2.38
DTD 01/25/2018 2.250% 01/25/2021												
INTER-AMERICAN DEVELOPMENT BANK		4581XOXB1	50,000,000.00	CITIGRP		100.48	50,238,050.00	348,050.00	311,149.00	1.91	1.91	2.38
DTD 04/19/2018 2.625% 04/19/2021												
INTL BANK OF RECONSTRUCTION AND DEV NOTE		459058GH0	50,000,000.00	MORGANST		100.91	50,457,200.00	574,200.00	545,182.50	2.14	2.14	2.33
DTD 07/25/2018 2.750% 07/23/2021												
INTL BANK OF RECON AND DEV GLOBAL		459058GF4	20,000,000.00	DEUTSCHE		99.53	19,906,020.00	(48,980.00)	(64,107.60)	2.51	2.51	2.31
DTD 12/13/2017 2.125% 12/13/2021												



## Managed Account Fair Market Value & Analytics

For the Month Ending **April 30, 2019**

SAN BERNARDINO COUNTY - 76990800

Security Type/Description	Dated Date/Coupon/Maturity	CUSIP	Par	Broker	Next Call Date	Market Price	Market Value	Unreal G/L On Cost	Unreal G/L Amort Cost	Effective Duration	Duration to Worst at Mkt	YTM
<b>Supra-National Agency Bond / Note</b>												
INTER-AMERICAN DEVELOPMENT BANK		4581X0DD7	25,000,000.00	JPMCHASE		102.21	25,553,425.00	609,425.00	601,481.75	3.22	3.22	2.32
NOTE												
DTD 09/26/2018 3.000% 09/26/2022												
INTER-AMERICAN DEVELOPMENT BANK		4581X0CC0	25,000,000.00	BMO		102.53	25,632,125.00	152,125.00	163,120.50	4.13	4.13	2.39
NOTE												
DTD 10/04/2013 3.000% 10/04/2023												

**Security Type Sub-Total**      **645,000,000.00**      **644,630,820.00**      **1,093,945.00**      **(391,003.35)**      **1.05**      **1.05**      **0.00**      **2.55**

<b>NOW Account</b>												
BANK OF THE WEST MONEY MARKET FUND	BKOFWEST7		2,000.00	DIRECT		1.00	2,000.00	0.00	0.00	0.00	0.00	2.60
BANK OF THE WEST MONEY MARKET FUND	BKOFWEST7		14,998,000.00	DIRECT		1.00	14,998,000.00	0.00	0.00	0.00	0.00	2.60
BANK OF THE WEST MONEY MARKET FUND	BKOFWEST7		20,000,000.00	DIRECT		1.00	20,000,000.00	0.00	0.00	0.00	0.00	2.60
BANK OF THE WEST MONEY MARKET FUND	BKOFWEST7		25,000,000.00	DIRECT		1.00	25,000,000.00	0.00	0.00	0.00	0.00	2.60
BANK OF THE WEST MONEY MARKET FUND	BKOFWEST7		35,000,000.00	DIRECT		1.00	35,000,000.00	0.00	0.00	0.00	0.00	2.60
BANK OF THE WEST MONEY MARKET FUND	BKOFWEST7		50,000,000.00	DIRECT		1.00	50,000,000.00	0.00	0.00	0.00	0.00	2.60
BANK OF THE WEST MONEY MARKET FUND	BKOFWEST7		80,000,000.00	DIRECT		1.00	80,000,000.00	0.00	0.00	0.00	0.00	2.60

**Security Type Sub-Total**      **225,000,000.00**      **225,000,000.00**      **0.00**      **0.00**      **0.00**      **0.00**      **0.00**      **2.60**

<b>Money Market Mutual Fund</b>												
FIDELITY GOVT MM FUND 2642	31607A703		1,000,000.00			1.00	1,000,000.00	0.00	0.00	0.00	0.00	2.31
FEDERATED GOVT OBLIGATIONS FUND	608919718		1,000,000.00			1.00	1,000,000.00	0.00	0.00	0.00	0.00	2.31

**Security Type Sub-Total**      **2,000,000.00**      **2,000,000.00**      **0.00**      **0.00**      **0.00**      **0.00**      **0.00**      **2.31**

<b>Joint Powers Authority</b>												
CALIFORNIA ASSET MANAGEMENT PROGRAM	CAMPMF025		13,000,000.00	DIRECT		1.00	13,000,000.00	0.00	0.00	0.00	0.00	2.54
CALIFORNIA ASSET MANAGEMENT PROGRAM	CAMPMF025		18,000,000.00	DIRECT		1.00	18,000,000.00	0.00	0.00	0.00	0.00	2.54
CALIFORNIA ASSET MANAGEMENT PROGRAM	CAMPMF025		24,000,000.00	DIRECT		1.00	24,000,000.00	0.00	0.00	0.00	0.00	2.54





## Managed Account Fair Market Value & Analytics

For the Month Ending **April 30, 2019**

SAN BERNARDINO COUNTY - 76990800

Security Type/Description	Dated Date/Coupon/Maturity	CUSIP	Next Call Date	Market Price	Market Value	Unreal G/L On Cost	Unreal G/L Amort Cost	Effective Duration	Duration to Worst at Mkt	YTM
<b>Joint Powers Authority</b>										
CALIFORNIA ASSET MANAGEMENT PROGRAM	CAMPMF025	25,000,000.00	DIRECT	1.00	25,000,000.00	0.00	0.00	0.00	0.00	2.54
CALIFORNIA ASSET MANAGEMENT PROGRAM	CAMPMF025	25,000,000.00	DIRECT	1.00	25,000,000.00	0.00	0.00	0.00	0.00	2.54
CALIFORNIA ASSET MANAGEMENT PROGRAM	CAMPMF025	45,000,000.00	DIRECT	1.00	45,000,000.00	0.00	0.00	0.00	0.00	2.54
CALIFORNIA ASSET MANAGEMENT PROGRAM	CAMPMF025	50,000,000.00	DIRECT	1.00	50,000,000.00	0.00	0.00	0.00	0.00	2.54
<b>Security Type Sub-Total</b>		<b>200,000,000.00</b>			<b>200,000,000.00</b>	<b>0.00</b>	<b>0.00</b>	<b>0.00</b>	<b>0.00</b>	<b>2.54</b>
<b>Federally Insured Cash Account</b>										
STONECASTLE FICA	FICAMF003	1,000,000.00	DIRECT	1.00	1,000,000.00	0.00	0.00	0.00	0.00	2.37
STONECASTLE FICA	FICAMF003	49,000,000.00	DIRECT	1.00	49,000,000.00	0.00	0.00	0.00	0.00	2.37
<b>Security Type Sub-Total</b>		<b>50,000,000.00</b>			<b>50,000,000.00</b>	<b>0.00</b>	<b>0.00</b>	<b>0.00</b>	<b>0.00</b>	<b>2.37</b>
<b>Federal Agency Bond / Note</b>										
FEDERAL HOME LOAN BANK AGENCY NOTES	3130ABF92	45,000,000.00	BK AMER	99.92	44,966,115.00	51,165.00	(30,726.00)	0.08	0.08	2.33
DTD 05/12/2017 1.375% 05/28/2019										
FHLB GLOBAL NOTE	3130A8DB6	50,000,000.00	WELLSFAR	99.81	49,905,100.00	(73,900.00)	(93,926.50)	0.14	0.14	2.46
DTD 06/03/2016 1.125% 06/21/2019										
FFCB BONDS	3133EHSC8	25,000,000.00	OTHER	99.77	24,942,600.00	(39,150.00)	(55,273.50)	0.23	0.23	2.38
DTD 07/24/2017 1.400% 07/24/2019										
FREDDIE MAC GLOBAL NOTES	3137EADK2	23,347,000.00	MORGANST	99.70	23,276,071.81	152,082.35	(56,537.57)	0.25	0.25	2.45
DTD 07/30/2012 1.250% 08/01/2019										
FREDDIE MAC NOTES	3137EAEH8	10,000,000.00	BNY	99.69	9,968,600.00	(9,800.00)	(28,059.70)	0.29	0.29	2.45
DTD 07/19/2017 1.375% 08/15/2019										
FREDDIE MAC NOTES	3137EAEH8	75,000,000.00	JPM	99.69	74,764,500.00	(125,250.00)	(219,923.25)	0.29	0.29	2.45
DTD 07/19/2017 1.375% 08/15/2019										
FNMA NOTES	3135G0P49	50,000,000.00	DEUTSCHE	99.51	49,756,600.00	(165,400.00)	(234,806.00)	0.33	0.33	2.49
DTD 09/02/2016 1.000% 08/28/2019										



## Managed Account Fair Market Value & Analytics

For the Month Ending **April 30, 2019**

SAN BERNARDINO COUNTY - 76990800

Security Type/Description	Dated Date/Coupon/Maturity	CUSIP	Par	Broker	Next Call Date	Market Price	Market Value	Unreal G/L On Cost	Unreal G/L Amort Cost	Effective Duration	Duration to Worst at Mkt	YTM
<b>Federal Agency Bond / Note</b>												
FREDDIE MAC GLOBAL NOTES	DTD 10/02/2012 1.250% 10/02/2019	3137EADM8	10,000,000.00	OTHER		99.49	9,949,400.00	400.00	(39,858.20)	0.42	0.42	2.46
FEDERAL HOME LOAN BANK NOTES	DTD 10/13/2017 1.500% 10/21/2019	3130ACM92	50,000,000.00	CITIGRP		99.56	49,779,300.00	(132,200.00)	(199,769.00)	0.47	0.47	2.44
FANNIE MAE GLOBAL NOTES	DTD 10/25/2016 1.000% 10/24/2019	3135GOR39	25,000,000.00	BARCLAYS		99.31	24,827,925.00	(105,075.00)	(161,185.75)	0.48	0.48	2.44
FHLB NOTES	DTD 11/17/2016 1.375% 11/15/2019	3130AA3R7	35,000,000.00	BK AMER		99.45	34,808,760.00	(183,190.00)	(189,765.45)	0.53	0.53	2.40
FEDERAL FARM CREDIT BANKS FLOATING NOTE		3133EJGR4	10,000,000.00	JEFFERIE		99.99	9,999,010.00	(990.00)	(990.00)	0.05	0.55	2.49
FFCB NOTES	DTD 03/19/2018 2.427% 11/19/2019	3133EH2S1	50,000,000.00	JEFFERIE		99.70	49,852,150.00	(98,535.50)	(132,522.00)	0.60	0.60	2.36
FHLB NOTES	DTD 12/30/2013 2.375% 12/13/2019	3130A0JR2	25,000,000.00	TD		99.96	24,990,175.00	(305,525.00)	(98,958.25)	0.61	0.61	2.44
FREDDIE MAC NOTES	DTD 01/17/2017 1.500% 01/17/2020	3137EAE5	25,000,000.00	CITIGRP		99.37	24,842,125.00	(130,875.00)	(151,366.75)	0.70	0.70	2.40
FNMA NOTES	DTD 01/12/2015 1.625% 01/21/2020	3135G0A78	25,000,000.00	TOR DOM		99.42	24,855,825.00	(148,275.00)	(144,939.50)	0.71	0.71	2.43
FHLB NOTES	DTD 02/09/2018 2.125% 02/11/2020	3130ADN32	75,000,000.00	BARCLAYS		99.75	74,813,100.00	(49,650.00)	(132,978.75)	0.77	0.77	2.45
FNMA NOTES	DTD 02/28/2017 1.500% 02/28/2020	3135G0T29	40,000,000.00	JPMCHASE		99.29	39,716,280.00	(258,120.00)	(276,567.20)	0.81	0.81	2.37
FEDERAL HOME LOAN BANKS NOTES	DTD 03/16/2018 2.375% 03/30/2020	3130ADUJ9	30,000,000.00	CITI		99.99	29,998,110.00	3,510.00	630.30	0.90	0.90	2.38
FHLMC AGENCY NOTES	DTD 04/20/2017 1.375% 04/20/2020	3137EAEF2	25,000,000.00	TD SEC U		99.02	24,755,350.00	(159,150.00)	(216,605.75)	0.96	0.96	2.40
FHLMC NOTES	DTD 04/19/2018 2.500% 04/23/2020	3137EAEF7	35,000,000.00	CITIGRP		100.09	35,032,830.00	40,530.00	36,650.60	0.96	0.96	2.40
FFCB BONDS	DTD 05/08/2017 1.550% 05/08/2020	3133EHJA2	25,000,000.00	JPM		99.18	24,795,800.00	(190,475.00)	(199,464.00)	1.00	1.00	2.36
FEDERAL HOME LOAN BANKS NOTES	DTD 05/21/2018 2.625% 05/28/2020	3130AECJ7	50,000,000.00	BARCLAYS		100.27	50,134,000.00	152,000.00	143,783.50	1.05	1.05	2.37



## Managed Account Fair Market Value & Analytics

For the Month Ending April 30, 2019

SAN BERNARDINO COUNTY - 76990800

Security Type/Description	Dated Date/Coupon/Maturity	CUSIP	Par	Broker	Next Call Date	Market Price	Market Value	Unreal G/L On Cost	Unreal G/L Amort Cost	Effective Duration	Duration to Worst at Mkt	YTM
Federal Agency Bond / Note												
FNMA NOTES	DTD 08/01/2017 1.500% 07/30/2020	3135G0T60	75,000,000.00	BARCLAYS		98.94	74,206,275.00	(566,475.00)	(697,869.75)	1.22	1.22	2.36
FHLB NOTES	DTD 03/14/2018 2.400% 09/14/2020	3130ADT93	10,000,000.00	JEFFERIE		100.06	10,005,980.00	12,197.00	9,430.50	1.34	1.34	2.35
FHLB NOTES	DTD 09/08/2017 1.375% 09/28/2020	3130ACE26	40,000,000.00	BARCLAYS		98.66	39,462,440.00	(409,160.00)	(477,623.60)	1.38	1.38	2.35
FEDERAL HOME LOAN BANKS NOTES	DTD 09/07/2018 2.625% 10/01/2020	3130AEWA4	75,000,000.00	BARCLAYS		100.39	75,292,050.00	453,300.00	404,051.25	1.38	1.38	2.34
FANNIE MAE NOTES	DTD 11/01/2018 2.875% 10/30/2020	3135G0U84	50,000,000.00	JPMCHASE		100.80	50,398,550.00	427,550.00	420,467.00	1.46	1.46	2.33
FHLMC NOTES	DTD 11/15/2017 1.875% 11/17/2020	3137EAEK1	50,000,000.00	CITI		99.34	49,670,050.00	(281,950.00)	(304,933.00)	1.50	1.50	2.31
FHLB CALLABLE NOTES	DTD 01/29/2018 2.250% 01/29/2021	3130ADVF9	25,000,000.00	DEUTSCHE	01/29/20	99.80	24,950,050.00	(49,950.00)	(49,950.00)	1.29	1.69	2.37
FREDDIE MAC NOTES	DTD 02/16/2018 2.375% 02/16/2021	3137EAEI9	50,000,000.00	BARCLAYS		100.05	50,027,000.00	159,000.00	106,965.50	1.74	1.74	2.34
FEDERAL FARM CREDIT BANKS NOTES	DTD 04/05/2018 2.540% 04/05/2021	3133EJJD2	50,000,000.00	BK AMER		100.39	50,197,200.00	184,700.00	189,061.50	1.87	1.87	2.33
FANNIE MAE NOTES	DTD 04/13/2018 2.500% 04/13/2021	3135G0U27	50,000,000.00	BARCLAYS		100.34	50,170,700.00	245,200.00	219,760.00	1.89	1.89	2.32
FEDERAL FARM CREDIT BANK NOTES	DTD 11/26/2018 2.875% 05/26/2021	3133EJW70	25,000,000.00	DEUTSCHE		101.05	25,262,725.00	306,975.00	299,605.00	1.98	1.98	2.35
FEDERAL FARM CREDIT BANK NOTES	DTD 11/26/2018 2.875% 05/26/2021	3133EJW70	50,000,000.00	MIZUHO		101.05	50,525,450.00	559,450.00	553,762.00	1.98	1.98	2.35
FANNIE MAE NOTES	DTD 06/25/2018 2.750% 06/22/2021	3135G0U35	75,000,000.00	TD SEC U		100.92	75,691,650.00	708,900.00	704,220.75	2.05	2.05	2.31
FEDERAL HOME LOAN BANKS NOTES	DTD 10/12/2018 3.000% 10/12/2021	3130AF5B9	50,000,000.00	BARCLAYS		101.67	50,837,250.00	869,750.00	863,975.50	2.35	2.35	2.29
FANNIE MAE NOTES	DTD 01/11/2019 2.625% 01/11/2022	3135G0U92	60,000,000.00	TD		100.80	60,482,040.00	525,240.00	520,983.60	2.57	2.57	2.32
FEDERAL FARM CREDIT BANK NOTES	DTD 01/18/2019 2.600% 01/18/2022	3133EJ5P0	50,000,000.00	FTN		100.66	50,332,250.00	374,750.00	370,828.00	2.59	2.59	2.35
FANNIE MAE NOTES	DTD 04/12/2019 2.250% 04/12/2022	3135G0V59	75,000,000.00	BARCLAYS		99.82	74,865,600.00	111,600.00	107,398.50	2.83	2.83	2.31



## Managed Account Fair Market Value & Analytics

For the Month Ending **April 30, 2019**

SAN BERNARDINO COUNTY - 76990800

Security Type/Description	Dated Date/Coupon/Maturity	CUSIP	Par	Broker	Next Call Date	Market Price	Market Value	Unreal G/L On Cost	Unreal G/L Amort Cost	Effective Duration	Duration to Worst at Mkt	YTM
<b>Federal Agency Bond / Note</b>												
FEDERAL HOME LOAN BANK (CALLABLE)		3130ACF66	25,000,000.00	BMO	06/26/19	98.97	24,742,225.00	343,475.00	302,992.75	2.31	3.26	2.47
NOTES												
DTD 09/26/2017 2.150% 09/26/2022												
FEDERAL HOME LOAN BANK NOTES (CALLABLE)		3130AFAJ6	25,000,000.00	TOR DOM	10/26/20	101.05	25,261,675.00	261,675.00	261,675.00	1.86	1.45	2.89
NOTES												
DTD 10/26/2018 3.210% 10/26/2022												
FEDERAL HOME LOAN BANK NOTES		3130ADRG9	10,000,000.00	TOR DOM		101.67	10,167,470.00	124,790.00	127,634.70	3.64	3.64	2.29
DTD 03/01/2018 2.750% 03/10/2023												
FANNIE MAE NOTES		3135GOV34	100,000,000.00	JPM_CHAS		100.68	100,682,900.00	1,054,900.00	1,038,747.00	4.45	4.45	2.35
DTD 02/08/2019 2.500% 02/05/2024												
FHLB BONDS		3130AFW94	50,000,000.00	BARCLAYS		100.71	50,355,100.00	532,100.00	525,058.50	4.47	4.47	2.34
DTD 02/15/2019 2.500% 02/13/2024												
<b>Security Type Sub-Total</b>			<b>1,883,347,000.00</b>			<b>1,884,316,356.81</b>	<b>4,172,143.85</b>	<b>3,013,081.98</b>	<b>1.54</b>	<b>1.56</b>	<b>2.38</b>	

### Corporate Note

MICROSOFT CORP NOTES		594918BN3	15,000,000.00	CASTLE		99.62	14,943,135.00	131,145.00	9,165.75	0.27	0.27	2.50
DTD 08/08/2016 1.100% 08/08/2019												
MICROSOFT CORP NOTES		594918BN3	20,000,000.00	MERRILL		99.62	19,924,180.00	(55,220.00)	(73,943.60)	0.27	0.27	2.50
DTD 08/08/2016 1.100% 08/08/2019												
WAL-MART STORES INC CORP NOTE		931142DY6	7,000,000.00	MORGANST		99.58	6,970,313.00	(29,547.00)	(29,652.00)	0.44	0.44	2.72
DTD 10/20/2017 1.750% 10/09/2019												
MICROSOFT CORP NOTES		594918BV5	15,000,000.00	BARCLAYS		99.49	14,923,230.00	(66,720.00)	(74,159.40)	0.75	0.75	2.53
DTD 02/06/2017 1.850% 02/06/2020												
WAL-MART STORES INC CORP NOTES		931142EG4	10,000,000.00	CITIGRP		100.40	10,040,060.00	43,160.00	41,876.70	1.11	1.11	2.49
DTD 06/27/2018 2.850% 06/23/2020												
JOHNSON & JOHNSON CORP NOTE		478160CH5	3,000,000.00	JPM		99.23	2,976,804.00	(19,986.00)	(21,540.60)	1.48	1.48	2.47
DTD 11/10/2017 1.950% 11/10/2020												
JPMORGAN CHASE & CO CORP NOTE		48125LRK0	2,750,000.00	RBC	02/01/20	99.84	2,745,462.50	16,115.00	13,238.50	0.75	1.69	2.70
DTD 02/01/2018 2.604% 02/01/2021												
EXXON MOBIL CORPORATE (CALLABLE)		30231GAV4	5,000,000.00	JPMCHASE	02/01/21	99.43	4,971,680.00	84,330.00	63,618.90	1.74	1.78	2.54
NOTES												
DTD 03/03/2016 2.222% 03/01/2021												



## Managed Account Fair Market Value & Analytics

For the Month Ending **April 30, 2019**

**SAN BERNARDINO COUNTY - 76990800**

Security Type/Description	Dated Date/Coupon/Maturity	CUSIP	Par	Broker	Next Call Date	Market Price	Market Value	Unreal G/L On Cost	Unreal G/L Amort Cost	Effective Duration	Duration to Worst at Mkt	YTM
<b>Corporate Note</b>												
JPMORGAN CHASE & CO CORP NOTE	48125LRN4	7,500,000.00	PIPER JA	04/26/20	100.24	7,518,217.50	43,942.50	40,576.12	0.99	0.97	2.96	
DTD 04/26/2018 3.086% 04/26/2021												
WAL-MART STORES INC CORP NOTES	93114ZEJ8	7,000,000.00	CITIGRP		101.24	7,087,066.00	87,416.00	87,333.54	2.05	2.05	2.53	
DTD 06/27/2018 3.125% 06/23/2021												
WAL-MART STORES INC CORP NOTES	93114ZEJ8	10,000,000.00	JPMCHASE		101.24	10,124,380.00	112,580.00	115,826.90	2.05	2.05	2.53	
DTD 06/27/2018 3.125% 06/23/2021												
3M COMPANY	88579YBA8	2,000,000.00	CITI		101.29	2,025,744.00	29,844.00	29,012.10	2.27	2.27	2.44	
DTD 09/14/2018 3.000% 09/14/2021												
3M COMPANY CORP (CALLABLE) NOTES	88579YAU5	10,000,000.00	MORGANST	08/19/21	97.96	9,795,700.00	224,500.00	154,702.50	2.30	2.32	2.51	
DTD 09/19/2016 1.625% 09/19/2021												
TOYOTA MOTOR CREDIT CORP CORP NOTES	89236TFU4	10,000,000.00	TOR DOM		100.12	10,012,150.00	12,150.00	12,150.00	2.66	2.66	2.80	
DTD 03/18/2019 2.850% 02/18/2022												
3M COMPANY BONDS	88579YBF7	5,000,000.00	MORGANST	02/01/22	100.76	5,037,810.00	40,160.00	40,008.70	2.70	2.70	2.47	
DTD 02/22/2019 2.750% 03/01/2022												
JOHN DEERE CAPITAL CORP	24422EUT4	5,000,000.00	BK AMER		100.87	5,043,575.00	45,975.00	45,844.30	2.77	2.77	2.64	
DTD 03/07/2019 2.950% 04/01/2022												
TOYOTA MOTOR CREDIT CORP	89236TFX8	10,000,000.00	CITIGRP		100.22	10,022,320.00	28,620.00	28,512.80	2.82	2.82	2.57	
DTD 04/12/2019 2.650% 04/12/2022												
<b>Security Type Sub-Total</b>		<b>144,250,000.00</b>				<b>144,161,827.00</b>	<b>728,464.50</b>	<b>482,571.21</b>	<b>1.40</b>	<b>1.42</b>	<b>2.57</b>	
<b>Commercial Paper</b>												
TOYOTA MOTOR CREDIT CORP COMM PAPER	89233HS13	25,000,000.00	TOYOTA		99.99	24,998,350.00	474,981.94	(1,650.00)	0.00	0.00	2.38	
DTD 08/08/2018 0.000% 05/01/2019												
JP MORGAN SECURITIES LLC COMM PAPER	46640OS10	25,000,000.00	JPMCHASE		99.99	24,998,300.00	361,716.67	(1,700.00)	0.00	0.00	2.45	
DTD 10/16/2018 0.000% 05/01/2019												
NATIXIS NY BRANCH COMM PAPER	63873KS16	30,000,000.00	NATIXIS_		99.99	29,997,990.00	9,990.00	(2,010.00)	0.00	0.00	2.41	
DTD 11/01/2018 0.000% 05/01/2019												
NATIXIS NY BRANCH COMM PAPER	63873KS16	203,000,000.00	NATIXIS_		99.99	202,986,399.00	(67.67)	(13,601.00)	0.00	0.00	2.41	
DTD 11/01/2018 0.000% 05/01/2019												
CREDIT AGRICOLE CIB NY COMM PAPER	22533US20	30,000,000.00	CREDITAG		99.99	29,995,980.00	197,480.00	(1,853.40)	0.01	0.01	2.41	
-- 0.000% 05/02/2019												



## Managed Account Fair Market Value & Analytics

For the Month Ending **April 30, 2019**

SAN BERNARDINO COUNTY - 76990800

Security Type/Description	Dated Date/Coupon/Maturity	CUSIP	Par	Broker	Next Call Date	Market Price	Market Value	Unreal G/L On Cost	Unreal G/L Amort Cost	Effective Duration	Duration to Worst at Mkt	YTM
<b>Commercial Paper</b>												
MUFG BANK LTD/NY COMM PAPER	DTD 09/28/2018 0.000% 05/08/2019	62479MS87	35,000,000.00	MUFG		99.95	34,981,450.00	51,090.28	(1,740.20)	0.02	0.02	2.39
MUFG BANK LTD/NY COMM PAPER	DTD 01/09/2019 0.000% 05/09/2019	62479MS95	35,000,000.00	MUFG		99.94	34,979,140.00	51,181.67	(1,648.85)	0.02	0.02	2.39
MUFG BANK LTD/NY COMM PAPER	DTD 09/26/2018 0.000% 05/20/2019	62479MSL8	35,000,000.00	MUFG		99.87	34,952,960.00	12,751.67	(1,598.45)	0.05	0.05	2.42
MUFG BANK LTD/NY COMM PAPER	-- 0.000% 05/22/2019	62479MSN4	35,000,000.00	MUFG		99.85	34,948,130.00	15,641.11	(1,236.55)	0.06	0.06	2.43
MUFG BANK LTD/NY COMM PAPER	DTD 11/29/2018 0.000% 05/23/2019	62479MSP9	25,000,000.00	MUFG		99.84	24,961,225.00	9,252.78	(1,039.00)	0.06	0.06	2.43
TOYOTA MOTOR CREDIT CORP COMM PAPER		89233HSP0	50,000,000.00	TOYOTA		99.85	49,923,150.00	355,816.67	3,816.50	0.06	0.06	2.41
EXXON MOBIL CORP COMM PAPER		30229BSP3	50,000,000.00	EXXON		99.85	49,922,750.00	184,527.78	(1,472.00)	0.06	0.06	2.42
BNP PARIBAS NY BRANCH COMM PAPER		09659CSW9	50,000,000.00	BNP DIR		99.79	49,897,100.00	454,475.00	7,058.50	0.08	0.08	2.47
CREDIT AGRICOLE CIB NY COMM PAPER		22533UT37	50,000,000.00	CREDITAG		99.77	49,885,700.00	175,033.33	(633.50)	0.09	0.09	2.43
AMERICAN HONDA FINANCE COMM PAPER		02665KTK3	35,000,000.00	MIZUHO		99.66	34,879,460.00	98,375.28	(13.65)	0.14	0.14	2.49
BNP PARIBAS NY BRANCH COMM PAPER		09659CU14	50,000,000.00	BNP DIR		99.57	49,786,200.00	174,700.00	(300.00)	0.17	0.17	2.49
CREDIT AGRICOLE CIB NY COMM PAPER		22533UU84	45,000,000.00	CREDITAG		99.53	44,789,895.00	84,395.00	694.80	0.19	0.19	2.45
BNP PARIBAS NY BRANCH COMM PAPER		09659CUF3	25,000,000.00	BNP DIR		99.47	24,867,675.00	60,175.00	(1,075.00)	0.21	0.21	2.52
EXXON MOBIL CORP COMM PAPER		30229BUH8	35,000,000.00	CASTLE		99.47	34,814,045.00	70,653.33	449.05	0.21	0.21	2.47
COOPERATIEVE RABOBANK U.A. COMM PAPER		21687BUX7	50,000,000.00	RABO_DIR		99.36	49,677,850.00	576,183.33	31,739.00	0.25	0.25	2.54
-- 0.000% 07/31/2019												



## Managed Account Fair Market Value & Analytics

For the Month Ending **April 30, 2019**

SAN BERNARDINO COUNTY - 76990800

Security Type/Description	Dated Date/Coupon/Maturity	CUSIP	Par	Broker	Next Call Date	Market Price	Market Value	Unreal G/L On Cost	Unreal G/L Amort Cost	Effective Duration	Duration to Worst at Mkt	YTM
<b>Commercial Paper</b>												
TOYOTA MOTOR CREDIT CORP COMM PAPER		89233HV19	25,000,000.00	TOYOTA		99.36	24,839,775.00	174,122.22	9,719.50	0.25	0.25	2.50
-- 0.000% 08/01/2019												
BNP PARIBAS NY BRANCH COMM PAPER		09659CV13	25,000,000.00	BNP DIR		99.35	24,836,550.00	159,820.83	4,577.75	0.25	0.25	2.55
-- 0.000% 08/01/2019												
EXXON MOBIL CORP COMM PAPER		30229BV12	25,000,000.00	PIPER JA		99.36	24,840,925.00	22,744.44	(1,269.50)	0.25	0.25	2.48
-- 0.000% 08/01/2019												
JP MORGAN SECURITIES LLC COMM PAPER		46640OV16	50,000,000.00	JPMCHASE		99.33	49,662,600.00	514,266.67	35,711.00	0.25	0.25	2.63
DTD 11/06/2018 0.000% 08/01/2019												
TOYOTA MOTOR CREDIT CORP COMM PAPER		89233HV76	40,000,000.00	TOYOTA		99.32	39,726,880.00	2,435.56	(3,075.60)	0.27	0.27	2.50
DTD 12/19/2018 0.000% 08/07/2019												
TOYOTA MOTOR CREDIT CORP COMM PAPER		89233HW34	25,000,000.00	TOYOTA		99.13	24,781,775.00	104,809.72	4,865.25	0.34	0.34	2.52
DTD 02/01/2019 0.000% 09/03/2019												
JP MORGAN SECURITIES LLC COMM PAPER		46640OX14	25,000,000.00	JPMCHASE		98.87	24,718,625.00	39,145.83	(10,437.50)	0.42	0.42	2.66
DTD 04/02/2019 0.000% 10/01/2019												
TOYOTA MOTOR CREDIT CORP COMM PAPER		89233HY16	25,000,000.00	TOYOTA		98.70	24,674,975.00	25,988.89	(469.50)	0.50	0.50	2.56
DTD 02/20/2019 0.000% 11/01/2019												
<b>Security Type Sub-Total</b>			<b>1,158,000,000.00</b>				<b>1,154,325,854.00</b>	<b>4,461,687.33</b>	<b>51,807.65</b>	<b>0.12</b>	<b>0.12</b>	<b>2.46</b>

### Certificate of Deposit

BANK OF NOVA SCOTIA HOUSTON FLT CD		06417GR34	25,000,000.00	BNS		100.00	25,000,000.00	0.00	0.00	0.00	0.00	5.93
DTD 03/29/2018 2.986% 05/01/2019												
BANK OF AMERICA NA CERT DEPOS		06052TB90	25,000,000.00	BK AMER		100.00	25,000,077.50	77.50	77.50	0.00	0.00	2.45
DTD 09/19/2018 2.600% 05/01/2019												
TORONTO DOMINION BANK NY CERT DEPOS		89114MYK7	25,000,000.00	TD_DIR		100.00	25,000,022.50	22.50	22.50	0.00	0.00	2.45
DTD 03/20/2019 2.480% 05/01/2019												
US BANK NATL ASSOC CERT DEPOS		90333VH52	40,000,000.00	US BANK		100.01	40,002,344.00	2,344.00	2,344.00	0.02	0.02	2.46
DTD 01/29/2019 2.640% 05/07/2019												



## Managed Account Fair Market Value & Analytics

For the Month Ending **April 30, 2019**

SAN BERNARDINO COUNTY - 76990800

Security Type/Description	Dated Date/Coupon/Maturity	CUSIP	Par	Broker	Next Call Date	Market Price	Market Value	Unreal G/L On Cost	Unreal G/L Amort Cost	Effective Duration	Duration to Worst at Mkt	YTM
<b>Certificate of Deposit</b>												
BMO HARRIS BANK NA CERT DEPOS	05574BKJ8	25,000,000.00	BMOHAR	100.01	25,001,672.50	1,672.50	1,672.50	1,672.50	0.08	0.08	0.08	2.48
DTD 03/05/2019 2.540% 05/30/2019												
SWEDBANK NY CERT DEPOS	87019VUH8	50,000,000.00	OTHER	100.04	50,018,090.00	18,090.00	18,090.00	18,090.00	0.08	0.08	0.08	2.48
DTD 01/09/2019 2.740% 05/30/2019												
NORDEA BANK AB NEW YORK CERT DEPOS	65558TFK6	60,000,000.00	ICAP	100.00	60,001,254.00	1,254.00	1,254.00	1,254.00	0.08	0.08	0.08	2.48
DTD 03/11/2019 2.510% 05/30/2019												
BANK OF MONTREAL CHICAGO FLOATING	06371E5T0	25,000,000.00	BMO_DIR	100.00	25,000,750.00	750.00	750.00	750.00	0.01	0.01	0.09	2.90
CD												
DTD 05/11/2018 2.833% 06/03/2019												
BANK OF MONTREAL CHICAGO FLOATING	06371E7H4	25,000,000.00	BMO_DIR	100.00	24,999,750.00	(250.00)	(250.00)	(250.00)	0.01	0.01	0.09	2.89
CD												
DTD 06/05/2018 2.783% 06/03/2019												
ROYAL BANK OF CANADA NY FLT CERT	78012UIDY8	25,000,000.00	ROYAL	100.01	25,003,000.00	3,000.00	3,000.00	3,000.00	0.01	0.01	0.09	2.75
DEPOS												
DTD 06/05/2018 2.783% 06/03/2019												
WESTPAC BANKING CORP NY FLOAT CERT	96121T7M4	25,000,000.00	ICAP	100.00	24,999,750.00	(250.00)	(250.00)	(250.00)	0.01	0.01	0.09	2.87
DEPOS												
DTD 06/06/2018 2.763% 06/03/2019												
TORONTO DOMINION BANK NY FLT CERT	89113X2H6	25,000,000.00	TOR DOM	100.01	25,003,000.00	3,000.00	3,000.00	3,000.00	0.01	0.01	0.09	2.73
DEPOS												
DTD 06/07/2018 2.773% 06/03/2019												
COMMONWEALTH BANK OF AUSTRALIA NY	20271EOE2	25,000,000.00	ICAP	100.03	25,008,075.00	8,075.00	8,075.00	8,075.00	0.02	0.02	0.10	2.52
FLT CD												
DTD 12/12/2018 2.764% 06/07/2019												
<b>ROYAL BANK OF CANADA NY CERT</b>	<b>78012UGL3</b>	<b>50,000,000.00</b>	<b>ROYAL</b>	<b>100.01</b>	<b>50,005,550.00</b>	<b>(5,500.00)</b>	<b>(5,500.00)</b>	<b>(5,500.00)</b>	<b>0.16</b>	<b>0.16</b>	<b>0.16</b>	<b>2.50</b>
<b>DEPOS</b>												
<b>DTD 08/29/2018 2.670%</b>												
<b>06/26/2019</b>												
ROYAL BANK OF CANADA NY FLT CERT	78012UDZ5	25,000,000.00	ROYAL	100.02	25,005,000.00	5,000.00	5,000.00	5,000.00	0.00	0.00	0.17	2.73
DEPOS												
DTD 06/05/2018 2.806% 07/01/2019												
BANK OF NOVA SCOTIA HOUSTON FLT CD	06417GT99	25,000,000.00	BNS	100.00	25,000,000.00	0.00	0.00	0.00	0.00	0.00	0.17	2.85
DTD 06/06/2018 2.806% 07/01/2019												





## Managed Account Fair Market Value & Analytics

For the Month Ending **April 30, 2019**

SAN BERNARDINO COUNTY - 76990800

Security Type/Description	Dated Date/Coupon/Maturity	CUSIP	Par	Broker	Next Call Date	Market Price	Market Value	Unreal G/L On Cost	Unreal G/L Amort Cost	Effective Duration	Duration to Worst at Mkt	YTM
<b>Certificate of Deposit</b>												
TORONTO DOMINION BANK NY FLT CERT DEPOS	89113X2J2	25,000,000.00	TOR DOM	100.00	24,998,875.00	(1,125.00)	(1,125.00)	0.00	0.17	2.85		
DTD 06/07/2018 2.776% 07/01/2019												
SVENSKA HANDELSBANKEN NY FLOATING CD	86958JH85	50,000,000.00	ICAP	100.03	50,016,000.00	16,000.00	16,000.00	0.00	0.17	2.62		
DTD 06/06/2018 2.766% 07/01/2019												
TORONTO DOMINION BANK NY CERT DEPOS	89114MZT7	35,000,000.00	TOR DOM	100.01	35,003,251.50	3,251.50	3,251.50	0.17	0.17	2.52		
DTD 04/03/2019 2.560% 07/03/2019												
SWEDBANK NY CERT DEPOS	87019VWM5	25,000,000.00	OTHER	99.97	24,993,273.75	(6,726.25)	(6,726.25)	0.23	0.23	2.54		
DTD 03/27/2019 2.500% 07/25/2019												
SVENSKA HANDELSBANKEN NY CERT DEPOS	86958J6E4	25,000,000.00	SVENSKA	99.98	24,995,622.50	(4,377.50)	(4,377.50)	0.23	0.23	2.54		
DTD 03/27/2019 2.520% 07/25/2019												
ROYAL BANK OF CANADA NY CERT DEPOS	78012ULW3	25,000,000.00	ROYAL	100.03	25,007,820.00	7,820.00	7,820.00	0.25	0.25	2.55		
DTD 01/29/2019 2.690% 08/01/2019												
TORONTO DOMINION BANK NY CERT DEPOS	89114MYN1	25,000,000.00	TOR DOM	99.99	24,998,693.50	(1,306.50)	(1,306.50)	0.25	0.25	2.55		
DTD 03/21/2019 2.555% 08/01/2019												
NORDEA BANK AB NEW YORK CERT DEPOS	65558TDL6	50,000,000.00	ROYAL	100.03	50,013,090.00	13,090.00	13,090.00	0.25	0.25	2.55		
DTD 01/29/2019 2.670% 08/01/2019												
US BANK NA CINCINNATI CERT DEPOS	90333VYQ7	25,000,000.00	BNY	100.04	25,009,437.50	9,437.50	9,437.50	0.34	0.34	2.57		
DTD 09/05/2018 2.720% 09/03/2019												
ROYAL BANK OF CANADA NY CERT DEPOS	78012UMF9	25,000,000.00	ROYAL	100.02	25,004,242.50	4,242.50	4,242.50	0.34	0.34	2.57		
DTD 03/07/2019 2.610% 09/03/2019												
SVENSKA HANDELSBANKEN NY CERT DEPOS	86958J554	50,000,000.00	SVENSKA	100.02	50,008,105.00	8,105.00	8,105.00	0.34	0.34	2.57		
DTD 03/04/2019 2.610% 09/03/2019												
SVENSKA HANDELSBANKEN NY CERT DEPOS	86958J6V6	25,000,000.00	SVENSKA	99.98	24,995,262.50	(4,737.50)	(4,737.50)	0.42	0.42	2.58		
DTD 04/16/2019 2.560% 10/01/2019												
NORDEA BANK AB NEW YORK CERT DEPOS	65558TGP4	50,000,000.00	UBS	99.97	49,986,195.00	(13,805.00)	(13,805.00)	0.42	0.42	2.58		
DTD 04/15/2019 2.550% 10/01/2019												



## Managed Account Fair Market Value & Analytics

For the Month Ending April 30, 2019

SAN BERNARDINO COUNTY - 76990800

Security Type/Description	Dated Date/Coupon/Maturity	CUSIP	Par	Broker	Next Call Date	Market Price	Market Value	Unreal G/L On Cost	Unreal G/L Amort Cost	Effective Duration	Duration to Worst at Mkt	YTM
<b>Certificate of Deposit</b>												
TORONTO DOMINION BANK NY CERT DEPOS		89114MJN8	25,000,000.00	TOR DOM		100.21	25,051,600.00	51,600.00	51,600.00	0.48	0.48	2.60
DTD 10/19/2018 3.000% 11/01/2019												
COOPERATIVE RABOBANK U.A. CERT DEPOS		21685V7E3	25,000,000.00	RABO_DIR		100.17	25,041,655.00	41,655.00	41,655.00	0.66	0.66	2.59
DTD 01/09/2019 2.860% 01/02/2020												
<b>Security Type Sub-Total</b>			<b>985,000,000.00</b>				<b>985,171,459.25</b>	<b>160,409.25</b>	<b>160,409.25</b>	<b>0.16</b>	<b>0.19</b>	<b>2.68</b>
<b>Bank Note</b>												
US BANK NA CINCINNATI CALLABLE BANK NOTE		90331HNU3	10,000,000.00	BARCLAYS	06/24/20	100.59	10,058,710.00	63,510.00	61,695.70	1.13	1.12	2.56
DTD 07/24/2018 3.050% 07/24/2020												
US BANK NA CALLABLE BANK NOTE		90331HNG4	40,000,000.00	MORGANST	09/23/20	99.24	39,697,160.00	(294,840.00)	(298,828.80)	1.42	1.45	2.57
DTD 10/24/2017 2.050% 10/23/2020												
JPMORGAN CHASE & CO FLT BK NT (CALLABLE)		48125LRS3	10,000,000.00	JPMCHASE	02/19/20	100.11	10,011,400.00	11,400.00	11,400.00	0.05	0.79	3.04
DTD 02/19/2019 3.053% 02/19/2021												
US BANK NA CINCINNATI CALLABLE BANK NOTE		90331HNP4	15,000,000.00	US BANK	03/26/21	100.99	15,148,245.00	149,145.00	148,850.25	1.86	1.84	2.64
DTD 04/26/2018 3.150% 04/26/2021												
US BANK BANK NOTE (CALLABLE)		90331HNX7	10,000,000.00	MORGANST	10/15/21	102.28	10,227,660.00	241,460.00	239,442.00	2.34	2.31	2.52
DTD 11/16/2018 3.450% 11/16/2021												
<b>Security Type Sub-Total</b>			<b>85,000,000.00</b>				<b>85,143,175.00</b>	<b>170,675.00</b>	<b>162,559.15</b>	<b>1.42</b>	<b>1.50</b>	<b>2.63</b>
<b>Asset-Backed Security</b>												
HAROT 2019-1 A2		43814WAB1	6,500,000.00	BK AMER		100.13	6,508,128.90	8,547.50	8,519.87	1.05	1.20	2.65
DTD 02/27/2019 2.750% 09/20/2021												
TAOT 2019-A A2A		89239AAB9	4,000,000.00	SOC GEN		100.17	4,006,903.20	7,266.40	7,236.88	0.91	1.23	2.69
DTD 02/13/2019 2.830% 10/15/2021												
JDOT 2019-A A2		47789JAB2	5,500,000.00	CITI		100.22	5,512,048.30	12,299.10	12,287.38	1.01	1.16	2.66
DTD 03/13/2019 2.850% 12/15/2021												



## Managed Account Fair Market Value & Analytics

For the Month Ending **April 30, 2019**

SAN BERNARDINO COUNTY - 76990800

Security Type/Description	Dated Date/Coupon/Maturity	CUSIP	Par	Broker	Next Call Date	Market Price	Market Value	Unreal G/L On Cost	Unreal G/L Amort Cost	Effective Duration	Duration to Worst at Mkt	YTM
<b>Asset-Backed Security</b>												
<b>TAOT 2019-B A2A</b>	<b>DTD 05/08/2019 2.590%</b>	<b>89239JAB0</b>	<b>11,500,000.00</b>	<b>BAML</b>		<b>100.00</b>	<b>11,499,875.80</b>	<b>0.00</b>	<b>0.00</b>	<b>1.44</b>	<b>1.44</b>	<b>2.59</b>
<b>02/15/2022</b>												
HAROT 2019-1 A3	DTD 02/27/2019 2.830% 03/20/2023	43814WAC9	4,000,000.00	BK AMER		100.67	4,026,750.80	26,858.00	26,851.84	2.24	1.93	2.48
JDOT 2019-A A3	DTD 03/13/2019 2.910% 07/15/2023	47789JAD8	4,500,000.00	CITI		100.81	4,536,555.30	37,108.35	37,093.32	2.19	1.71	2.44
TAOT 2019-A A3	DTD 02/13/2019 2.910% 07/15/2023	89239AAD5	8,000,000.00	SOC GEN		100.78	8,062,064.80	63,522.40	63,450.80	2.14	2.08	2.54
<b>TAOT 2019-B A3</b>	<b>DTD 05/08/2019 2.570%</b>	<b>89239JAD6</b>	<b>5,000,000.00</b>	<b>BAML</b>		<b>99.98</b>	<b>4,999,202.50</b>	<b>0.00</b>	<b>0.00</b>	<b>2.16</b>	<b>2.16</b>	<b>2.58</b>
<b>08/15/2023</b>												
<b>Security Type Sub-Total</b>			<b>49,000,000.00</b>			<b>49,151,529.60</b>	<b>155,601.75</b>	<b>155,440.09</b>	<b>155,440.09</b>	<b>1.62</b>	<b>1.60</b>	<b>2.58</b>
<b>Managed Account Sub-Total</b>			<b>7,576,597,000.00</b>			<b>7,548,939,696.66</b>	<b>13,829,157.83</b>	<b>(22,265.77)</b>	<b>(22,265.77)</b>	<b>1.09</b>	<b>1.10</b>	<b>2.45</b>
<b>Securities Sub-Total</b>			<b>\$7,576,597,000.00</b>			<b>\$7,548,939,696.66</b>	<b>\$13,829,157.83</b>	<b>(\$22,265.77)</b>	<b>(\$22,265.77)</b>	<b>1.09</b>	<b>1.10</b>	<b>2.45%</b>
<b>Accrued Interest</b>						<b>\$25,455,648.05</b>						
<b>Total Investments</b>						<b>\$7,574,395,344.71</b>						

Bolded items are forward settling trades.



**Managed Account Security Transactions & Interest**

For the Month Ending **April 30, 2019**

SAN BERNARDINO COUNTY - 76990800

Trade	Settle	Transaction Type	Security Description	CUSIP	Par	Principal Proceeds	Accrued Interest	Total	Realized G/L Cost	Realized G/L Amort Cost	Sale Method
BUY											
04/01/19	04/01/19	CREDIT AGRICOLE CIB NY COMM PAPER	22533UR21	150,000,000.00	(149,990,083.33)	0.00	(149,990,083.33)				
		DTD 10/01/2018 0.0000% 04/02/2019									
04/01/19	04/01/19	FIDELITY GOVT MM FUND 2642	31607A703	47,000,000.00	(47,000,000.00)	0.00	(47,000,000.00)				
04/01/19	04/02/19	EXXON MOBIL CORP COMM PAPER	30229BUH8	35,000,000.00	(34,743,391.67)	0.00	(34,743,391.67)				
		-- 0.0000% 07/17/2019									
04/02/19	04/02/19	NATIXIS NY BRANCH COMM PAPER	63873KR33	135,000,000.00	(134,991,000.00)	0.00	(134,991,000.00)				
		-- 0.0000% 04/03/2019									
04/03/19	04/03/19	NATIXIS NY BRANCH COMM PAPER	63873KR41	115,000,000.00	(114,992,333.33)	0.00	(114,992,333.33)				
		-- 0.0000% 04/04/2019									
04/03/19	04/03/19	JP MORGAN SECURITIES LLC COMM PAPER	466400X14	25,000,000.00	(24,679,479.17)	0.00	(24,679,479.17)				
		DTD 04/02/2019 0.0000% 10/01/2019									
04/03/19	04/03/19	TORONTO DOMINION BANK NY CERT DEPOS	89114MZT7	35,000,000.00	(35,000,000.00)	0.00	(35,000,000.00)				
		DTD 04/03/2019 2.5600% 07/03/2019									
04/03/19	04/04/19	US TREASURY NOTES	912828S35	50,000,000.00	(48,123,046.88)	(178,522.10)	(48,301,568.98)				
		DTD 06/30/2016 1.3750% 06/30/2023									
04/04/19	04/04/19	CREDIT AGRICOLE CIB NY COMM PAPER	22533UU84	45,000,000.00	(44,705,500.00)	0.00	(44,705,500.00)				
		-- 0.0000% 07/08/2019									
04/04/19	04/04/19	FEDERATED GOVT OBLIGATIONS FUND	608919718	285,000,000.00	(285,000,000.00)	0.00	(285,000,000.00)				
04/04/19	04/04/19	STONECASTLE FICA	FICAMF003	49,000,000.00	(49,000,000.00)	0.00	(49,000,000.00)				
04/04/19	04/04/19	NATIXIS NY BRANCH COMM PAPER	63873KR58	22,000,000.00	(21,998,533.33)	0.00	(21,998,533.33)				
		-- 0.0000% 04/05/2019									
04/05/19	04/05/19	NATIXIS NY BRANCH COMM PAPER	63873KR82	277,000,000.00	(276,944,600.00)	0.00	(276,944,600.00)				
		DTD 10/10/2018 0.0000% 04/08/2019									
04/05/19	04/08/19	US TREASURY N/B NOTES	9128284U1	50,000,000.00	(50,634,765.63)	(355,317.68)	(50,990,083.31)				
		DTD 07/02/2018 2.6250% 06/30/2023									
04/05/19	04/08/19	US TREASURY N/B NOTES	912828R69	50,000,000.00	(48,658,203.13)	(287,946.43)	(48,946,149.56)				
		DTD 05/31/2016 1.6250% 05/31/2023									
04/08/19	04/08/19	NATIXIS NY BRANCH COMM PAPER	63873KR90	246,000,000.00	(245,983,600.00)	0.00	(245,983,600.00)				
		-- 0.0000% 04/09/2019									



**Managed Account Security Transactions & Interest**

For the Month Ending **April 30, 2019**

SAN BERNARDINO COUNTY - 76990800

Transaction Type	Trade	Settle	Security Description	CUSIP	Par	Principal Proceeds	Accrued Interest	Total	Realized G/L Cost	Realized G/L Amort Cost	Sale Method
<b>BUY</b>											
	04/09/19	04/09/19	MUFG BANK LTD/NY COMM PAPER	62479MS87	35,000,000.00	(34,930,359.72)	0.00	(34,930,359.72)			
			DTD 09/28/2018 0.000% 05/08/2019								
	04/09/19	04/09/19	MUFG BANK LTD/NY COMM PAPER	62479MS95	35,000,000.00	(34,927,958.33)	0.00	(34,927,958.33)			
			DTD 01/09/2019 0.000% 05/09/2019								
	04/09/19	04/09/19	NATIXIS NY BRANCH COMM PAPER	63873KRA7	239,000,000.00	(238,984,066.67)	0.00	(238,984,066.67)			
			-- 0.000% 04/10/2019								
	04/09/19	04/12/19	TOYOTA MOTOR CREDIT CORP	89236TFX8	10,000,000.00	(9,993,700.00)	0.00	(9,993,700.00)			
			DTD 04/12/2019 2.650% 04/12/2022								
	04/10/19	04/10/19	NATIXIS NY BRANCH COMM PAPER	63873KRB5	248,000,000.00	(247,983,466.67)	0.00	(247,983,466.67)			
			-- 0.000% 04/11/2019								
	04/11/19	04/11/19	NATIXIS NY BRANCH COMM PAPER	63873KRC3	245,000,000.00	(244,983,666.67)	0.00	(244,983,666.67)			
			DTD 07/18/2018 0.000% 04/12/2019								
	04/11/19	04/12/19	FANNIE MAE NOTES	3135G0V59	75,000,000.00	(74,754,000.00)	0.00	(74,754,000.00)			
			DTD 04/12/2019 2.250% 04/12/2022								
	04/12/19	04/12/19	NATIXIS NY BRANCH COMM PAPER	63873KRF6	210,000,000.00	(209,958,000.00)	0.00	(209,958,000.00)			
			DTD 10/17/2018 0.000% 04/15/2019								
	04/15/19	04/15/19	NATIXIS NY BRANCH COMM PAPER	63873KRG4	250,000,000.00	(249,983,333.33)	0.00	(249,983,333.33)			
			DTD 10/16/2018 0.000% 04/16/2019								
	04/15/19	04/15/19	NORDEA BANK ABP NEW YORK CERT DEPOS	65558TGP4	50,000,000.00	(50,000,000.00)	0.00	(50,000,000.00)			
			DTD 04/15/2019 2.550% 10/01/2019								
	04/15/19	04/16/19	TOYOTA MOTOR CREDIT CORP COMM PAPER	89233HY16	25,000,000.00	(24,648,986.11)	0.00	(24,648,986.11)			
			DTD 02/20/2019 0.000% 11/01/2019								
	04/15/19	04/16/19	US TREASURY NOTES	912828S35	100,000,000.00	(96,035,156.25)	(402,624.31)	(96,437,780.56)			
			DTD 06/30/2016 1.375% 06/30/2023								
	04/16/19	04/16/19	NATIXIS NY BRANCH COMM PAPER	63873KRR2	114,000,000.00	(113,992,400.00)	0.00	(113,992,400.00)			
			-- 0.000% 04/17/2019								
	04/16/19	04/16/19	SVENSKA HANDELSBANKEN NY CERT DEPOS	86958J6V6	25,000,000.00	(25,000,000.00)	0.00	(25,000,000.00)			
			DTD 04/16/2019 2.560% 10/01/2019								
	04/16/19	04/17/19	EXXON MOBIL CORP COMM PAPER	30229BV12	25,000,000.00	(24,818,180.56)	0.00	(24,818,180.56)			
			-- 0.000% 08/01/2019								



**Managed Account Security Transactions & Interest**

For the Month Ending **April 30, 2019**

SAN BERNARDINO COUNTY - 76990800

Transaction Type	Trade	Settle	Security Description	CUSIP	Par	Principal Proceeds	Accrued Interest	Total	Realized G/L Cost	Realized G/L Amort Cost	Sale Method
<b>BUY</b>											
	04/17/19	04/17/19	NATIXIS NY BRANCH COMM PAPER -- 0.000% 04/22/2019	63873KRN9	108,000,000.00	(107,964,000.00)	0.00	(107,964,000.00)			
	04/22/19	04/22/19	NATIXIS NY BRANCH COMM PAPER DTD 10/25/2018 0.000% 04/23/2019	63873KRP4	148,000,000.00	(147,990,133.33)	0.00	(147,990,133.33)			
	04/23/19	04/23/19	NATIXIS NY BRANCH COMM PAPER -- 0.000% 04/24/2019	63873KRO2	143,000,000.00	(142,990,466.67)	0.00	(142,990,466.67)			
	04/23/19	04/24/19	MUFG BANK LTD/NY COMM PAPER -- 0.000% 05/22/2019	62479MSN4	35,000,000.00	(34,932,488.89)	0.00	(34,932,488.89)			
	04/24/19	04/24/19	NATIXIS NY BRANCH COMM PAPER -- 0.000% 04/25/2019	63873KRR0	74,000,000.00	(73,995,066.67)	0.00	(73,995,066.67)			
	04/25/19	04/25/19	NATIXIS NY BRANCH COMM PAPER DTD 11/01/2018 0.000% 05/01/2019	63873KS16	30,000,000.00	(29,988,000.00)	0.00	(29,988,000.00)			
	04/25/19	04/25/19	NATIXIS NY BRANCH COMM PAPER DTD 03/29/2019 0.000% 04/26/2019	63873KRS8	78,000,000.00	(77,994,800.00)	0.00	(77,994,800.00)			
	04/25/19	04/25/19	MUFG BANK LTD/NY COMM PAPER DTD 09/26/2018 0.000% 05/20/2019	62479MSL8	35,000,000.00	(34,940,208.33)	0.00	(34,940,208.33)			
	04/25/19	04/25/19	MUFG BANK LTD/NY COMM PAPER DTD 11/29/2018 0.000% 05/23/2019	62479MSP9	25,000,000.00	(24,951,972.22)	0.00	(24,951,972.22)			
	04/26/19	04/26/19	NATIXIS NY BRANCH COMM PAPER DTD 09/18/2018 0.000% 04/29/2019	63873KRV1	275,000,000.00	(274,945,000.00)	0.00	(274,945,000.00)			
	04/26/19	04/26/19	CREDIT AGRICOLE CIB NY COMM PAPER DTD 01/28/2019 0.000% 04/29/2019	22533URV7	159,000,000.00	(158,968,465.00)	0.00	(158,968,465.00)			
	04/26/19	04/29/19	TOYOTA MOTOR CREDIT CORP COMM PAPER DTD 12/19/2018 0.000% 08/07/2019	89233HV76	40,000,000.00	(39,724,444.44)	0.00	(39,724,444.44)			
	04/29/19	04/29/19	CREDIT AGRICOLE CIB NY COMM PAPER DTD 10/30/2018 0.000% 04/30/2019	22533URW5	120,000,000.00	(119,992,066.67)	0.00	(119,992,066.67)			
	04/29/19	04/29/19	NATIXIS NY BRANCH COMM PAPER DTD 08/23/2018 0.000% 04/30/2019	63873KRW9	275,000,000.00	(274,981,666.67)	0.00	(274,981,666.67)			
	04/29/19	04/30/19	US TREASURY NOTES DTD 07/31/2017 1.875% 07/31/2022	9128282P4	100,000,000.00	(98,746,093.75)	(460,980.66)	(99,207,074.41)			



**Managed Account Security Transactions & Interest**

For the Month Ending **April 30, 2019**

SAN BERNARDINO COUNTY - 76990800

Transaction Type	Trade	Settle	Security Description	CUSIP	Par	Principal Proceeds	Accrued Interest	Total	Realized G/L Cost	Realized G/L Amort Cost	Sale Method
<b>BUY</b>											
	04/29/19	04/30/19	US TREASURY NOTES DTD 07/31/2014 2.250% 07/31/2021	912828WY2	100,000,000.00	(99,925,781.25)	(553,176.80)	(100,478,958.05)			
	<b>04/29/19</b>	<b>05/01/19</b>	<b>ROYAL BANK OF CANADA NY CERT</b>	<b>78012UGL3</b>	<b>50,000,000.00</b>	<b>(50,011,050.00)</b>	<b>(133,494.00)</b>	<b>(50,144,544.00)</b>			
			<b>DEPOS</b>								
			<b>DTD 08/29/2018 2.670%</b>								
			<b>06/26/2019</b>								
	04/30/19	04/30/19	NATIXIS NY BRANCH COMM PAPER DTD 11/01/2018 0.000% 05/01/2019	63873KS16	203,000,000.00	(202,986,466.67)	0.00	(202,986,466.67)			
	<b>04/30/19</b>	<b>05/08/19</b>	<b>TAOT 2019-B AZA</b>	<b>89239JAB0</b>	<b>11,500,000.00</b>	<b>(11,499,875.80)</b>	<b>0.00</b>	<b>(11,499,875.80)</b>			
			<b>DTD 05/08/2019 2.590%</b>								
			<b>02/15/2022</b>								
	<b>04/30/19</b>	<b>05/08/19</b>	<b>TAOT 2019-B A3</b>	<b>89239JAD6</b>	<b>5,000,000.00</b>	<b>(4,999,202.50)</b>	<b>0.00</b>	<b>(4,999,202.50)</b>			
			<b>DTD 05/08/2019 2.570%</b>								
			<b>08/15/2023</b>								

**Transaction Type Sub-Total**      **5,316,500,000.00 (5,305,965,059.64) (2,372,061.98) (5,308,337,121.62)**

**INTEREST**

04/01/19	04/01/19	04/01/19	ROYAL BANK OF CANADA NY FLT CERT DEPOS	78012UDZ5	25,000,000.00	0.00	60,476.90	60,476.90			
			<b>DTD 06/05/2018 2.806% 07/01/2019</b>								
04/01/19	04/01/19	04/01/19	SUMITOMO MITSUI BANK NY CERT DEPOS	86565BWW7	40,000,000.00	0.00	37,333.32	37,333.32			
			<b>DTD 03/18/2019 2.400% 04/01/2019</b>								
04/01/19	04/01/19	04/01/19	TORONTO DOMINION BANK NY FLT CERT DEPOS	89113X2J2	25,000,000.00	0.00	59,831.08	59,831.08			
			<b>DTD 06/07/2018 2.776% 07/01/2019</b>								
04/01/19	04/01/19	04/01/19	SVENSKA HANDELSBANKEN NY FLOATING CD	86958JH85	50,000,000.00	0.00	119,231.60	119,231.60			
			<b>DTD 06/06/2018 2.766% 07/01/2019</b>								
04/01/19	04/01/19	04/01/19	BANK OF NOVA SCOTIA HOUSTON FLT CD	06417GT99	25,000,000.00	0.00	60,476.90	60,476.90			
			<b>DTD 06/06/2018 2.806% 07/01/2019</b>								
04/01/19	04/01/19	04/01/19	FEDERAL HOME LOAN BANKS NOTES DTD 09/07/2018 2.625% 10/01/2020	3130AEWA4	75,000,000.00	0.00	984,375.00	984,375.00			



**Managed Account Security Transactions & Interest**

For the Month Ending **April 30, 2019**

SAN BERNARDINO COUNTY - 76990800

Transaction Type	Trade	Settle	Security Description	CUSIP	Par	Principal Proceeds	Accrued Interest	Total	Realized G/L Cost	Realized G/L Amort Cost	Sale Method
<b>INTEREST</b>											
04/02/19	04/02/19		FREDDIE MAC GLOBAL NOTES DTD 10/02/2012 1.250% 10/02/2019	3137EADM8	10,000,000.00	0.00	62,500.00	62,500.00			
04/03/19	04/03/19		WESTPAC BANKING CORP NY FLOAT CERT DEPOS	96121T7M4	25,000,000.00	0.00	57,716.25	57,716.25			
04/03/19	04/03/19		DTD 06/06/2018 2.763% 06/03/2019 TORONTO DOMINION BANK NY FLT CERT DEPOS	89113X2H6	25,000,000.00	0.00	57,716.25	57,716.25			
04/03/19	04/03/19		DTD 06/07/2018 2.773% 06/03/2019 BANK OF MONTREAL CHICAGO FLOATING CD	06371E5T0	25,000,000.00	0.00	59,174.58	59,174.58			
04/03/19	04/03/19		DTD 05/11/2018 2.833% 06/03/2019 BANK OF MONTREAL CHICAGO FLOATING CD	06371E7H4	25,000,000.00	0.00	58,132.93	58,132.93			
04/03/19	04/03/19		DTD 06/05/2018 2.783% 06/03/2019 ROYAL BANK OF CANADA NY FLT CERT DEPOS	78012UIDY8	25,000,000.00	0.00	58,132.93	58,132.93			
04/04/19	04/04/19		DTD 06/05/2018 2.783% 06/03/2019 INTER-AMERICAN DEVELOPMENT BANK NOTE	4581X0CC0	25,000,000.00	0.00	375,000.00	375,000.00			
04/04/19	04/04/19		DTD 10/04/2013 3.000% 10/04/2023 ROYAL BANK OF CANADA NY FLT CERT DEPOS	78012UCT0	25,000,000.00	0.00	188,992.50	188,992.50			
04/05/19	04/05/19		DTD 04/09/2018 3.024% 04/09/2019 FEDERAL FARM CREDIT BANKS NOTES	3133EJJD2	50,000,000.00	0.00	635,000.00	635,000.00			
04/08/19	04/08/19		DTD 04/05/2018 2.540% 04/05/2021 COMMONWEALTH BANK OF AUSTRALIA NY FLT CD	20271EOE2	25,000,000.00	0.00	61,575.10	61,575.10			
04/09/19	04/09/19		DTD 12/12/2018 2.764% 06/07/2019 WAL-MART STORES INC CORP NOTE	931142DY6	7,000,000.00	0.00	61,250.00	61,250.00			
04/09/19	04/09/19		DTD 10/20/2017 1.750% 10/09/2019 ROYAL BANK OF CANADA NY FLT CERT DEPOS	78012UCT0	25,000,000.00	0.00	10,499.58	10,499.58			
			DTD 04/09/2018 3.024% 04/09/2019								





**Managed Account Security Transactions & Interest**

For the Month Ending **April 30, 2019**

SAN BERNARDINO COUNTY - 76990800

Transaction Type	Trade	Settle	Security Description	CUSIP	Par	Principal Proceeds	Accrued Interest	Total	Realized G/L Cost	Realized G/L Amort Cost	Sale Method
<b>INTEREST</b>											
	04/12/19	04/12/19	FEDERAL HOME LOAN BANKS NOTES DTD 10/12/2018 3.000% 10/12/2021	3130AF5B9	50,000,000.00	0.00	750,000.00	750,000.00			
	04/13/19	04/13/19	FANNIE MAE NOTES DTD 04/13/2018 2.500% 04/13/2021	3135G0U27	50,000,000.00	0.00	625,000.00	625,000.00			
	04/15/19	04/15/19	INTER-AMERICAN DEVELOPMENT BANK DTD 10/15/2015 1.250% 10/15/2019	4581X0CR7	25,000,000.00	0.00	156,250.00	156,250.00			
	04/15/19	04/15/19	TAOT 2019-A A3 DTD 02/13/2019 2.910% 07/15/2023	89239AAD5	8,000,000.00	0.00	19,400.00	19,400.00			
	04/15/19	04/15/19	TAOT 2019-A AZA DTD 02/13/2019 2.830% 10/15/2021	89239AAB9	4,000,000.00	0.00	9,433.33	9,433.33			
	04/15/19	04/15/19	FREDDIE MAC NOTES DTD 03/21/2016 1.125% 04/15/2019	3137EADZ9	25,000,000.00	0.00	140,625.00	140,625.00			
	04/15/19	04/15/19	JDOT 2019-A A3 DTD 03/13/2019 2.910% 07/15/2023	47789JAD8	4,500,000.00	0.00	11,640.00	11,640.00			
	04/15/19	04/15/19	US TREASURY NOTES DTD 04/15/2016 0.875% 04/15/2019	912828Q52	25,000,000.00	0.00	109,375.00	109,375.00			
	04/15/19	04/15/19	INTER-AMERICAN DEVELOPMENT BANK DTD 10/15/2015 1.250% 10/15/2019	4581X0CR7	25,000,000.00	0.00	156,250.00	156,250.00			
	04/15/19	04/15/19	JDOT 2019-A A2 DTD 03/13/2019 2.850% 12/15/2021	47789JAB2	5,500,000.00	0.00	13,933.33	13,933.33			
	04/17/19	04/17/19	FFCB BONDS DTD 04/17/2017 1.320% 04/17/2019	3133EHFK4	25,000,000.00	0.00	165,000.00	165,000.00			
	04/18/19	04/18/19	HAROT 2019-1 A2 DTD 02/27/2019 2.750% 09/20/2021	43814WAB1	6,500,000.00	0.00	14,895.84	14,895.84			
	04/18/19	04/18/19	HAROT 2019-1 A3 DTD 02/27/2019 2.830% 03/20/2023	43814WAC9	4,000,000.00	0.00	9,433.33	9,433.33			
	04/19/19	04/19/19	INTER-AMERICAN DEVELOPMENT BANK NOTE DTD 04/19/2018 2.625% 04/19/2021	4581X0DB1	50,000,000.00	0.00	656,250.00	656,250.00			
	04/19/19	04/19/19	FEDERAL FARM CREDIT BANKS FLOATING NOTE DTD 03/19/2018 2.427% 11/19/2019	3133EJGR4	10,000,000.00	0.00	20,853.96	20,853.96			
	04/20/19	04/20/19	FHLMC AGENCY NOTES DTD 04/20/2017 1.375% 04/20/2020	3137EAEF2	25,000,000.00	0.00	171,875.00	171,875.00			



**Managed Account Security Transactions & Interest**

For the Month Ending **April 30, 2019**

SAN BERNARDINO COUNTY - 76990800

Transaction Type	Trade	Settle	Security Description	CUSIP	Par	Principal Proceeds	Accrued Interest	Total	Realized G/L Cost	Realized G/L Amort Cost	Sale Method
<b>INTEREST</b>											
04/21/19	04/21/19		FEDERAL HOME LOAN BANK NOTES DTD 10/13/2017 1.500% 10/21/2019	3130ACM92	50,000,000.00	0.00	375,000.00	375,000.00			
04/21/19	04/21/19		INTL BK RECON & DEVELOP NOTES DTD 03/21/2017 1.875% 04/21/2020	459058FZ1	25,000,000.00	0.00	234,500.00	234,500.00			
04/22/19	04/22/19		BANK OF MONTREAL CHICAGO CERT DEPOS	06370RTU3	50,000,000.00	0.00	419,347.20	419,347.20			
04/22/19	04/22/19		DTD 01/03/2019 2.770% 04/22/2019 NORDEA BK AB (PUBL)/NY FLOATING CD	65590ATJ5	25,000,000.00	0.00	62,228.85	62,228.85			
04/23/19	04/23/19		DTD 03/14/2018 2.891% 04/22/2019 FHLMC NOTES	3137EAEM7	35,000,000.00	0.00	437,500.00	437,500.00			
04/23/19	04/23/19		DTD 04/19/2018 2.500% 04/23/2020 US BANK NA CALLABLE BANK NOTE	90331HNG4	40,000,000.00	0.00	410,000.00	410,000.00			
04/24/19	04/24/19		DTD 10/24/2017 2.050% 10/23/2020 FANNIE MAE GLOBAL NOTES	3135G0R39	25,000,000.00	0.00	125,000.00	125,000.00			
04/26/19	04/26/19		DTD 10/25/2016 1.000% 10/24/2019 JPMORGAN CHASE & CO CORP NOTE	48125LRN4	7,500,000.00	0.00	115,725.00	115,725.00			
04/26/19	04/26/19		DTD 04/26/2018 3.086% 04/26/2021 INTL BK OF REC & DEV NOTE (EX-CALLABLE)	459058FC2	25,000,000.00	0.00	156,250.00	156,250.00			
04/26/19	04/26/19		DTD 04/26/2016 1.250% 04/26/2019 US BANK NA CINCINNATI CALLABLE BANK NOTE	90331HNP4	15,000,000.00	0.00	236,250.00	236,250.00			
04/26/19	04/26/19		DTD 04/26/2018 3.150% 04/26/2021 FEDERAL HOME LOAN BANK NOTES (CALLABLE)	3130AFAJ6	25,000,000.00	0.00	401,250.00	401,250.00			
04/30/19	04/30/19		DTD 10/26/2018 3.210% 10/26/2022 FANNIE MAE NOTES	3135G0U84	50,000,000.00	0.00	714,756.95	714,756.95			
04/30/19	04/30/19		DTD 11/01/2018 2.875% 10/30/2020 US TREASURY N/B NOTES	912828M49	25,000,000.00	0.00	234,375.00	234,375.00			
04/30/19	04/30/19		DTD 11/02/2015 1.875% 10/31/2022 US TREASURY NOTES	912828K58	50,000,000.00	0.00	343,750.00	343,750.00			
			DTD 04/30/2015 1.375% 04/30/2020								



**Managed Account Security Transactions & Interest**

For the Month Ending **April 30, 2019**

SAN BERNARDINO COUNTY - 76990800

Transaction Type	Trade	Settle	Security Description	CUSIP	Par	Principal Proceeds	Accrued Interest	Total	Realized G/L Cost	Realized G/L Amort Cost	Sale Method
<b>INTEREST</b>											
04/30/19	04/30/19		US TREASURY NOTES DTD 10/31/2013 1.750% 10/31/2020	912828WC0	50,000,000.00	0.00	437,500.00	437,500.00			
04/30/19	04/30/19		US TREASURY NOTES	912828F62	25,000,000.00	0.00	187,500.00	187,500.00			
04/30/19	04/30/19		CALIFORNIA ASSET MANAGEMENT PROGRAM	CAMPMF025	0.00	0.00	419,189.20	419,189.20			
04/30/19	04/30/19		FEDERATED GOVT OBLIGATIONS FUND	608919718	0.00	0.00	20,159.82	20,159.82			
04/30/19	04/30/19		BANK OF THE WEST MONEY MARKET FUND	BKOFWEST7	0.00	0.00	480,745.67	480,745.67			
04/30/19	04/30/19		US TREASURY NOTES	912828F62	25,000,000.00	0.00	187,500.00	187,500.00			
04/30/19	04/30/19		DTD 10/31/2014 1.500% 10/31/2019	3135G0U50	10,000,000.00	0.00	61,858.33	61,858.33			
04/30/19	04/30/19		FANNIE MAE FLOATING NOTES	31607A703	0.00	0.00	4,962.27	4,962.27			
04/30/19	04/30/19		DTD 10/30/2018 2.520% 04/30/2019	FICAMF003	0.00	0.00	88,964.39	88,964.39			
04/30/19	04/30/19		FIDELITY GOVT MM FUND 2642	912828VA5	50,000,000.00	0.00	281,250.00	281,250.00			
04/30/19	04/30/19		STONECASTLE FICA								
04/30/19	04/30/19		US TREASURY NOTES								
04/30/19	04/30/19		DTD 04/30/2013 1.125% 04/30/2020								
<b>Transaction Type Sub-Total</b>						<b>1,482,000,000.00</b>	<b>0.00</b>	<b>12,473,192.39</b>	<b>12,473,192.39</b>		

<b>MATURITY</b>											
04/01/19	04/01/19		COOPERATIVE RABOBANK U.A. COMM PAPER	21687BR11	95,000,000.00	95,000,000.00	0.00	95,000,000.00	18,762.50	0.00	
04/01/19	04/01/19		--- 0.000% 04/01/2019								
04/01/19	04/01/19		SUMITOMO MITSUI BANK NY CERT DEPOS	86565BWW7	40,000,000.00	40,000,000.00	0.00	40,000,000.00	0.00	0.00	
04/01/19	04/01/19		DTD 03/18/2019 2.400% 04/01/2019								
04/01/19	04/01/19		MJFG BANK LTD/NY COMM PAPER	62479MR13	50,000,000.00	50,000,000.00	0.00	50,000,000.00	81,666.67	0.00	
04/02/19	04/02/19		DTD 08/07/2018 0.000% 04/01/2019								
04/02/19	04/02/19		CREDIT AGRICOLE CIB NY COMM PAPER	22533UR21	150,000,000.00	150,000,000.00	0.00	150,000,000.00	9,916.67	0.00	
04/03/19	04/03/19		DTD 10/01/2018 0.000% 04/02/2019								
04/03/19	04/03/19		NATIXIS NY BRANCH COMM PAPER	63873KR33	135,000,000.00	135,000,000.00	0.00	135,000,000.00	9,000.00	0.00	
04/03/19	04/03/19		--- 0.000% 04/03/2019								
<b>Transaction Type Sub-Total</b>						<b>95,000,000.00</b>	<b>0.00</b>	<b>95,000,000.00</b>	<b>18,762.50</b>	<b>0.00</b>	



**Managed Account Security Transactions & Interest**

For the Month Ending **April 30, 2019**

SAN BERNARDINO COUNTY - 76990800

Transaction Type	Trade	Settle	Security Description	CUSIP	Par	Principal Proceeds	Accrued Interest	Total	Realized G/L Cost	Realized G/L Amort Cost	Sale Method
<b>MATURITY</b>											
	04/04/19	04/04/19	NATIXIS NY BRANCH COMM PAPER -- 0.000% 04/04/2019	63873KR41	115,000,000.00	115,000,000.00	0.00	115,000,000.00	7,666.67	0.00	0.00
	04/05/19	04/05/19	NATIXIS NY BRANCH COMM PAPER -- 0.000% 04/05/2019	63873KR58	22,000,000.00	22,000,000.00	0.00	22,000,000.00	1,466.67	0.00	0.00
	04/08/19	04/08/19	NATIXIS NY BRANCH COMM PAPER DTD 10/10/2018 0.000% 04/08/2019	63873KR82	277,000,000.00	277,000,000.00	0.00	277,000,000.00	55,400.00	0.00	0.00
	04/09/19	04/09/19	ROYAL BANK OF CANADA NY FLT CERT DEPOS	78012UCT0	25,000,000.00	25,000,000.00	0.00	25,000,000.00	0.00	0.00	0.00
	04/09/19	04/09/19	DTD 04/09/2018 3.024% 04/09/2019 NATIXIS NY BRANCH COMM PAPER	63873KR90	246,000,000.00	246,000,000.00	0.00	246,000,000.00	16,400.00	0.00	0.00
	04/10/19	04/10/19	-- 0.000% 04/09/2019 NATIXIS NY BRANCH COMM PAPER	63873KRA7	239,000,000.00	239,000,000.00	0.00	239,000,000.00	15,933.33	0.00	0.00
	04/11/19	04/11/19	-- 0.000% 04/10/2019 NATIXIS NY BRANCH COMM PAPER	63873KRB5	248,000,000.00	248,000,000.00	0.00	248,000,000.00	16,533.33	0.00	0.00
	04/12/19	04/12/19	-- 0.000% 04/11/2019 NATIXIS NY BRANCH COMM PAPER	63873KRC3	245,000,000.00	245,000,000.00	0.00	245,000,000.00	16,333.33	0.00	0.00
	04/15/19	04/15/19	DTD 07/18/2018 0.000% 04/12/2019 NATIXIS NY BRANCH COMM PAPER	63873KRF6	210,000,000.00	210,000,000.00	0.00	210,000,000.00	42,000.00	0.00	0.00
	04/15/19	04/15/19	DTD 10/17/2018 0.000% 04/15/2019 FREDDIE MAC NOTES	3137EADZ9	25,000,000.00	25,000,000.00	0.00	25,000,000.00	8,250.00	0.00	0.00
	04/15/19	04/15/19	DTD 03/21/2016 1.125% 04/15/2019 US TREASURY NOTES	912828Q52	25,000,000.00	25,000,000.00	0.00	25,000,000.00	202,148.44	0.00	0.00
	04/16/19	04/16/19	DTD 04/15/2016 0.875% 04/15/2019 NATIXIS NY BRANCH COMM PAPER	63873KRG4	250,000,000.00	250,000,000.00	0.00	250,000,000.00	16,666.67	0.00	0.00
	04/17/19	04/17/19	DTD 10/16/2018 0.000% 04/16/2019 FFCB BONDS	3133EHFK4	25,000,000.00	25,000,000.00	0.00	25,000,000.00	21,750.00	0.00	0.00
	04/17/19	04/17/19	DTD 04/17/2017 1.320% 04/17/2019 NATIXIS NY BRANCH COMM PAPER	63873KRH2	114,000,000.00	114,000,000.00	0.00	114,000,000.00	7,600.00	0.00	0.00
	04/22/19	04/22/19	-- 0.000% 04/17/2019 NORDEA BK AB (PUBL)/NY FLOATING CD	65590ATJ5	25,000,000.00	25,000,000.00	0.00	25,000,000.00	0.00	0.00	0.00
	04/22/19	04/22/19	DTD 03/14/2018 2.891% 04/22/2019 MUFG BANK LTD/NY COMM PAPER	62479MRN5	85,000,000.00	85,000,000.00	0.00	85,000,000.00	185,866.67	0.00	0.00
	04/22/19	04/22/19	DTD 10/22/2018 0.000% 04/22/2019								



**Managed Account Security Transactions & Interest**

For the Month Ending **April 30, 2019**

SAN BERNARDINO COUNTY - 76990800

Trade	Settle	Transaction Type	Security Description	CUSIP	Par	Principal Proceeds	Accrued Interest	Total	Realized G/L Cost	Realized G/L Amort Cost	Sale Method
<b>MATURITY</b>											
04/22/19	04/22/19	EXXON MOBIL CORP COMM PAPER	30229BRN9	100,000,000.00	100,000,000.00	0.00	100,000,000.00	0.00	360,694.44	0.00	
		-- 0.000% 04/22/2019									
04/22/19	04/22/19	BANK OF MONTREAL CHICAGO CERT DEPOS	06370RTU3	50,000,000.00	50,000,000.00	0.00	50,000,000.00	0.00	0.00	0.00	
		DTD 01/03/2019 2.770% 04/22/2019									
04/22/19	04/22/19	NATIXIS NY BRANCH COMM PAPER	63873KRN9	108,000,000.00	108,000,000.00	0.00	108,000,000.00	0.00	36,000.00	0.00	
		-- 0.000% 04/22/2019									
04/23/19	04/23/19	NATIXIS NY BRANCH COMM PAPER	63873KRP4	148,000,000.00	148,000,000.00	0.00	148,000,000.00	0.00	9,866.67	0.00	
		DTD 10/25/2018 0.000% 04/23/2019									
04/24/19	04/24/19	NATIXIS NY BRANCH COMM PAPER	63873KRO2	143,000,000.00	143,000,000.00	0.00	143,000,000.00	0.00	9,533.33	0.00	
		-- 0.000% 04/24/2019									
04/25/19	04/25/19	NATIXIS NY BRANCH COMM PAPER	63873KRR0	74,000,000.00	74,000,000.00	0.00	74,000,000.00	0.00	4,933.33	0.00	
		-- 0.000% 04/25/2019									
04/26/19	04/26/19	INTL BK OF REC & DEV NOTE (EX-CALLABLE)	459058FC2	25,000,000.00	25,000,000.00	0.00	25,000,000.00	0.00	52,500.00	0.00	
		DTD 04/26/2016 1.250% 04/26/2019									
04/26/19	04/26/19	NATIXIS NY BRANCH COMM PAPER	63873KRS8	78,000,000.00	78,000,000.00	0.00	78,000,000.00	0.00	5,200.00	0.00	
		DTD 03/29/2019 0.000% 04/26/2019									
04/29/19	04/29/19	CREDIT AGRICOLE CIB NY COMM PAPER	22533URV7	159,000,000.00	159,000,000.00	0.00	159,000,000.00	0.00	31,535.00	0.00	
		DTD 01/28/2019 0.000% 04/29/2019									
04/29/19	04/29/19	NATIXIS NY BRANCH COMM PAPER	63873KRV1	275,000,000.00	275,000,000.00	0.00	275,000,000.00	0.00	55,000.00	0.00	
		DTD 09/18/2018 0.000% 04/29/2019									
04/30/19	04/30/19	CREDIT AGRICOLE CIB NY COMM PAPER	22533URW5	120,000,000.00	120,000,000.00	0.00	120,000,000.00	0.00	7,933.33	0.00	
		DTD 10/30/2018 0.000% 04/30/2019									
04/30/19	04/30/19	NATIXIS NY BRANCH COMM PAPER	63873KRW9	275,000,000.00	275,000,000.00	0.00	275,000,000.00	0.00	18,333.33	0.00	
		DTD 08/23/2018 0.000% 04/30/2019									
04/30/19	04/30/19	FANNIE MAE FLOATING NOTES	3135GOU50	10,000,000.00	10,000,000.00	0.00	10,000,000.00	0.00	0.00	0.00	
		DTD 10/30/2018 2.520% 04/30/2019									
<b>Transaction Type Sub-Total</b>				<b>4,211,000,000.00</b>	<b>4,211,000,000.00</b>	<b>0.00</b>	<b>4,211,000,000.00</b>	<b>0.00</b>	<b>1,324,890.38</b>	<b>0.00</b>	

Transaction Type	Settle	Security Description	CUSIP	Par	Principal Proceeds	Accrued Interest	Total	Realized G/L Cost	Realized G/L Amort Cost	Sale Method
<b>SELL</b>										
04/01/19	04/01/19	FIDELITY GOV'T MM FUND 2642	31607A703	1,000,000.00	1,000,000.00	0.00	1,000,000.00	0.00	0.00	FIFO



**Managed Account Security Transactions & Interest**

For the Month Ending **April 30, 2019**

SAN BERNARDINO COUNTY - 76990800

Transaction Type	Trade	Settle	Security Description	CUSIP	Par	Principal Proceeds	Accrued Interest	Total	Realized G/L Cost	Realized G/L Amort Cost	Sale Method
<b>SELL</b>											
	04/01/19	04/01/19	FIDELITY GOV'T MM FUND 2642	31607A703	49,000,000.00	49,000,000.00	0.00	49,000,000.00	0.00	0.00	FIFO
	04/02/19	04/02/19	FIDELITY GOV'T MM FUND 2642	31607A703	46,000,000.00	46,000,000.00	0.00	46,000,000.00	0.00	0.00	FIFO
	04/02/19	04/02/19	FIDELITY GOV'T MM FUND 2642	31607A703	1,000,000.00	1,000,000.00	0.00	1,000,000.00	0.00	0.00	FIFO
	04/05/19	04/05/19	FEDERATED GOVT OBLIGATIONS FUND	608919718	284,000,000.00	284,000,000.00	0.00	284,000,000.00	0.00	0.00	FIFO
	04/05/19	04/05/19	FEDERATED GOVT OBLIGATIONS FUND	608919718	1,000,000.00	1,000,000.00	0.00	1,000,000.00	0.00	0.00	FIFO
<b>Transaction Type Sub-Total</b>					<b>382,000,000.00</b>	<b>382,000,000.00</b>	<b>0.00</b>	<b>382,000,000.00</b>	<b>0.00</b>	<b>0.00</b>	
<b>Managed Account Sub-Total</b>					<b>(712,965,059.64)</b>	<b>10,101,130.41</b>	<b>(702,863,929.23)</b>	<b>1,324,890.38</b>	<b>0.00</b>	<b>0.00</b>	
<b>Total Security Transactions</b>					<b>(\$712,965,059.64)</b>	<b>\$10,101,130.41</b>	<b>(\$702,863,929.23)</b>	<b>\$1,324,890.38</b>	<b>\$0.00</b>	<b>\$0.00</b>	

Bolded items are forward settling trades.